

Data sheet

Patch cord Cat.6_A AWG 26 3.0 m blue

Page 1/6

P/N


1308453044-E

EAN 4250184117483

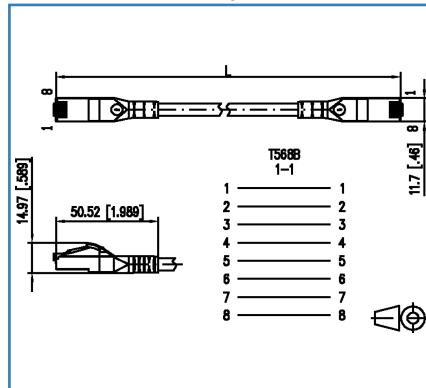
2019/05/23

Version: AN

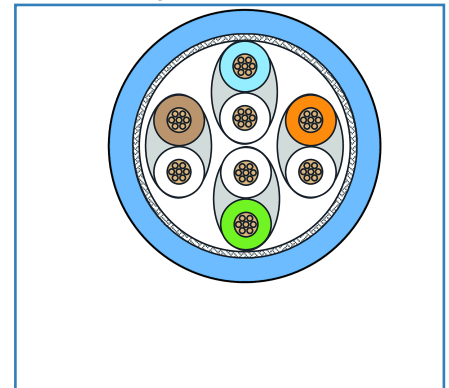
Illustrations



Dimensional drawing



Principle diagram



See enlarged drawings at the end of document

Product specification

- especially suitable for shielded and unshielded class E_A systems
- fully shielded Cat.6_A patch cord AWG 26/7
- two shielded RJ45 connectors; 1:1 assignment
- cable type: S/FTP 4x2xAWG 26/7 PIMF
- cable sheath: LSHF (LSOH), halogen free
- component testing for Cat.6_A acc. to ISO/IEC 11801-1 and IEC 61935-2, certified to GHMT
- class E_A Link up to 500 MHz to ISO/IEC 11801-1, DIN EN 50173-1
- suitable for 10 GBit Ethernet (IEEE 802.3an) and Remote Powering (PoE, PoE plus and UPoE) and HDBaseT
- snagless boot with integrated lever protection
- colors may differ slightly due to different protection lots



Technical Data

General Data

Fields of application

Structured building cabling, Office
Data center

Design patch cord

Shielding shielded

Transmission technology Copper

Cable Type S/FTP

Number of twisting elements 4

Twisting element Pair

Wiring 1 - 1

Color blue

Dimensions

Dimension - Interface 1 50.52 mm x 11.7 mm x 14.97 mm

Dimension - Interface 1 1.989 in. x 0.461 in. x 0.589 in.

Dimension - Interface 2 50.52 mm x 11.7 mm x 14.97 mm

Dimension - Interface 2 1.989 in. x 0.461 in. x 0.589 in.

Cable length (m) 3 m

Cable length (ft) 9.84 ft

Marking option by cable boot

Transmission characteristics

Category (ISO) 6_A

Class (ISO/IEC) EA

Category (TIA) 6A

Remote Powering yes

PoE IEEE 802.3af

PoE plus IEEE 802.3at

UPoE yes

HDBaseT yes

Transmission rate up to 10 GBit IEEE 802.3an



Technical Data

Connections/interfaces

Connector technology interface 1	RJ45 plug
Connector technology interface 2	RJ45 plug
Number of ports interface 1	1
Number of ports interface 2	1
Number of equipped ports interface 1	1
Number of ports interface 2 equipped	1
Number of positions/contacts interface 1	8P/8C
Number of positions/contacts interface 2	8P/8C
Termination data, stranded wire (min. - max.)	
Conductor cross section, stranded wire	26/7
Conductor cross section, stranded wire	0.141 mm ²
Conductor diameter, stranded wire (bare copper)	0.483 mm
Conductor diameter, stranded wire (bare copper)	0.019 in.
Cable sheath diameter (min. - max.)	
Cable sheath diameter	6.2 mm

Electrical characteristics

Current carrying capacity	1
Rated voltage	max. 50 V
Contact resistance	max. 20 mOhm
Through resistance	max. 200 mOhm
Insulation resistance	min. 100 MOhm
Dielectric strength conductor-conductor (primarily)	max. 500 V DC
Dielectric strength conductor-conductor (secondary)	max. 500 V DC

Mechanical characteristics

Position/mounting of latch - standard installation position	top
---	-----

Materials and material properties

Material - Cable jacket	LSHF (LSOH)
Material - Plug housing interface 1	PC (polycarbonate)
Material - Plug housing interface 2	PC (polycarbonate)
Material - Contact interface 1	CuSn (tin bronze)
Material - Contact interface 2	CuSn (tin bronze)



Technical Data

Materials and material properties

Material - Contact finish interface 1	Au (gold)
Material - Contact finish interface 2	Au (gold)
Material - Contact carriers interface 1	Plastics
Material - Contact carriers interface 2	Plastics
Material - Shield interface 1	CuSn (tin bronze)
Material - Shield interface 2	CuSn (tin bronze)
Material - Shield finish interface 1	Sn (tin)
Material - Shield finish interface 2	Sn (tin)
Halogen free	yes
RoHS	compliant

Environmental conditions

Temperature (min. - max.)	
Temperature - Storage Â°C	-20 °C - 60 °C
Temperature - Storage Â°F	-4 °F - 140 °F
Temperature - Operating Â°C	-20 °C - 60 °C
Temperature - Operating Â°F	-4 °F - 140 °F
Temperature - Installation Â°C	50 °C
Temperature - Installation Â°F	32 °F - 122 °F

Certifications

GHMT Type Approval	Component (valid to: 11/2019)
--------------------	-------------------------------

The product meets the following standards

Generic cabling systems	
General requirements	ISO/IEC 11801 Ed.2.2:2011-06 DIN EN 50173-1:2011-09 TIA/EIA 568-C.2

Classifications

ETIM 5.0	EC001262
ETIM 6.0	EC001262
ETIM 7.0	EC001262

Data sheet

Page 5/6

Patch cord Cat.6_A AWG 26 3.0 m blue

P/N

1308453044-E

EAN 4250184117483

2019/05/23

Version: AN

Technical Data

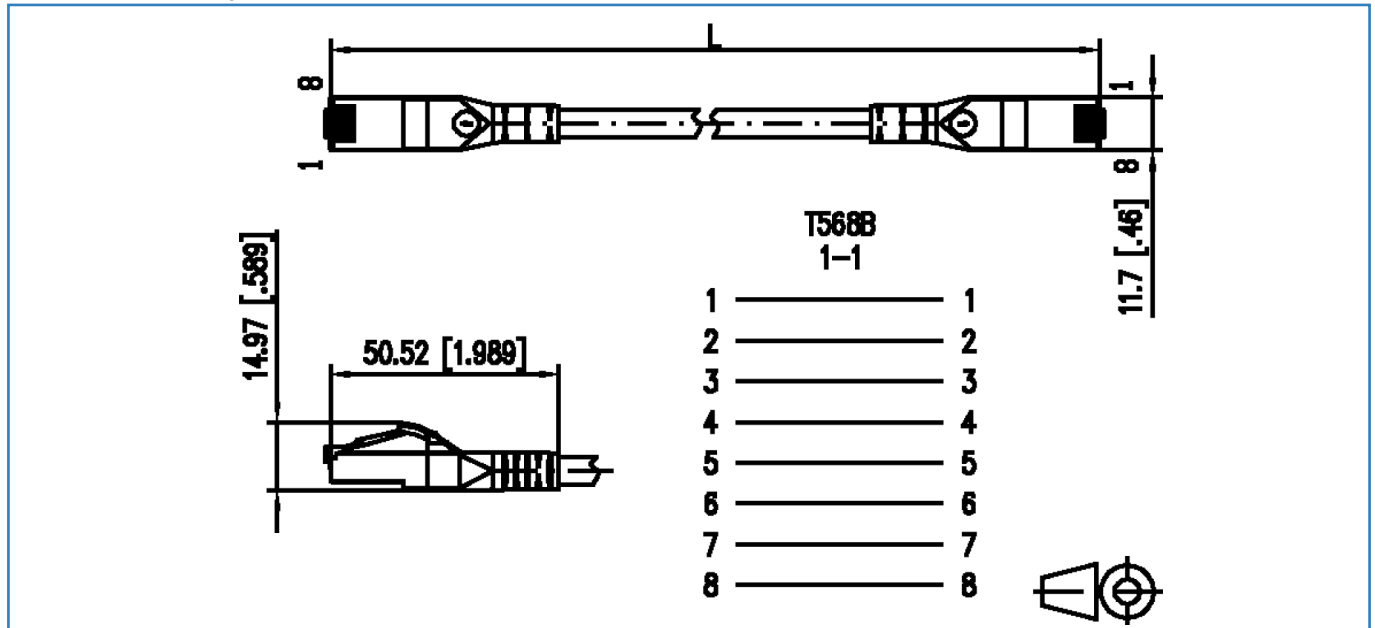
Packing details

Type of packaging	1 pc(s) / plastic bag
Packaging unit - Weight (gram)	140 g
Packaging unit - Weight (pound)	0.31 lb
Packaging dimension	160 mm x 100 mm x 380 mm
Packaging dimension	6.299 in. x 3.937 in. x 14.961 in.



Illustrations

Dimensional drawing



Principle diagram

