

# USpace

4210 19" cabinet range



Datacomms cabinet

Stylish, practical and versatile

Product overview and technical data

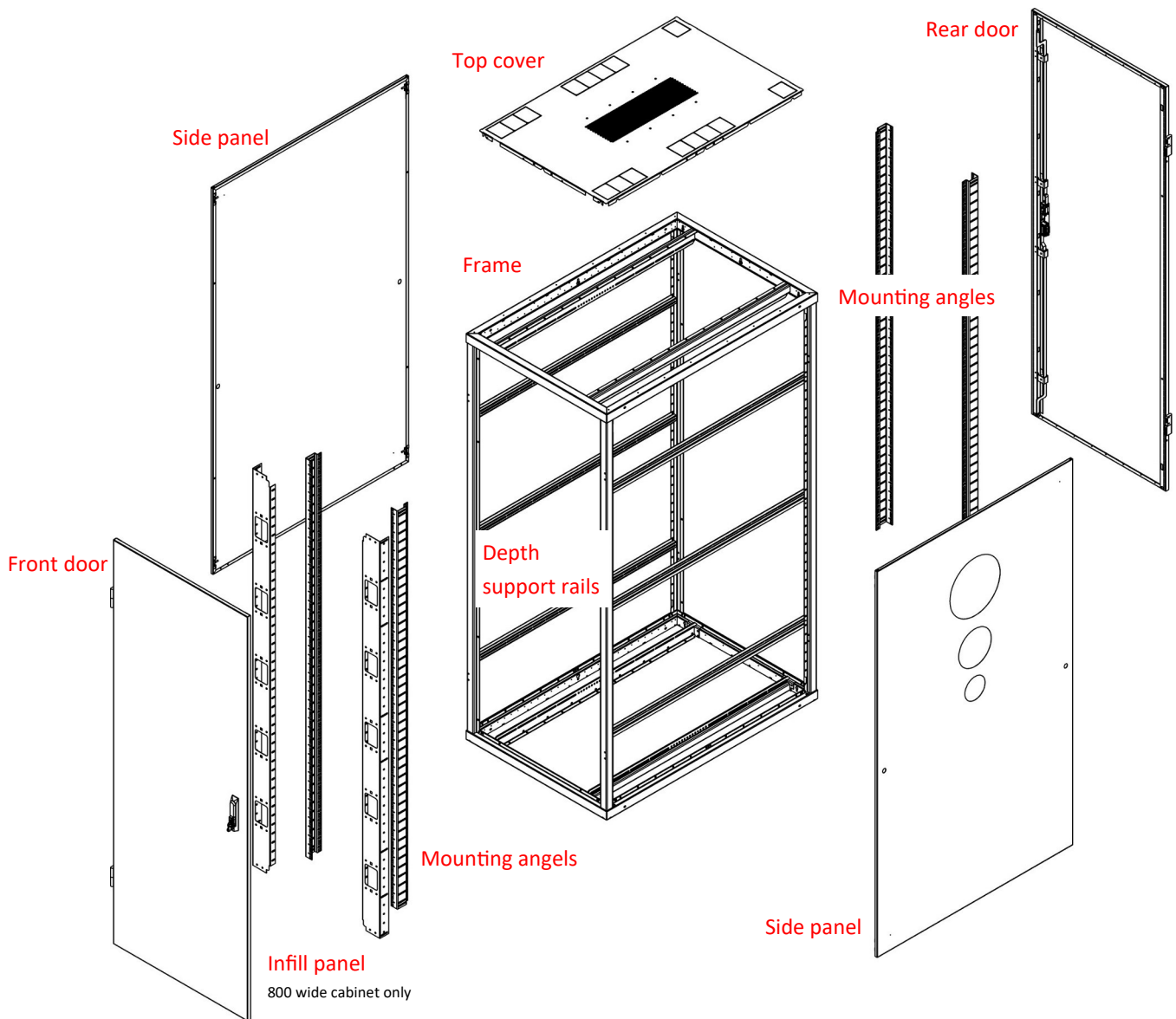


## Standard specification

### Comms and Server cabinet build

Comprising of four corner posts, top and bottom end frame, depth support rails, front and rear 19" mounting angles, front infill panels (800w models), swing handle lockable front and rear door (available in a combination of options, see page 6), lockable side panels (vented or solid sliding panels are available for bayed cabinets), vented top cover and a set of four transport castors.

Finished in Light Grey RAL 7035 or Black RAL 9005.



Cabinet manufactured to IEC 60297-3 and EIA STD 310

for panels and racks housing electronic equipment

## Technical specification

### Standard comms cabinet



#### 600w Standard model weight loading 650kg evenly spread

U Height	24U	30U	36U	42U	48U					
Actual height mm	1200	1466	1733	1999	2266					
Actual width mm	600	600	600	600	600					
Footprint depth	600	800	600	800	600	800	600	800	600	800
Cladding depth	660	860	660	860	660	860	660	860	660	860

#### 800w Standard model weight loading 650kg evenly spread

U Height	24U	30U	36U	42U	48U					
Actual height mm	1200	1466	1733	1999	2266					
Actual width mm	800	800	800	800	800					
Footprint depth	600	800	600	800	600	800	600	800	600	800
Cladding depth	660	860	660	860	660	860	660	860	660	860

**NB:** Transport castors add 60mm - heavy duty castors add 100mm - Please consult with sales desk reference lead times, specials and MOQ's

#### Materials and finish

Basic framework - 1.5mm CR4 steel  
 Corner posts - 1.2mm & 1.5mm CR4 steel  
 AirTech and Steel doors - 1.0mm, 1.2 & 2.0mm CR4 steel  
 Side panels - 1.0mm & 1.2mm CR4 steel  
 Textured powder coat light grey RAL 7035 or Black RAL 9005

**(Other colour options are available on request)**

# Technical specification

## Heavy duty comms cabinet



600w Standard model weight loading 1200kg evenly spread										
U Height	24U		30U		36U		42U		48U	
Actual height mm	1200		1466		1733		1999		2266	
Actual width mm	600		600		600		600		600	
Footprint depth	600	800	600	800	600	800	600	800	600	800
Cladding depth	660	860	660	860	660	860	660	860	660	860

800w Standard model weight loading 1200kg evenly spread										
U Height	24U		30U		36U		42U		48U	
Actual height mm	1200		1466		1733		1999		2266	
Actual width mm	800		800		800		800		800	
Footprint depth	600	800	600	800	600	800	600	800	600	800
Cladding depth	660	860	660	860	660	860	660	860	660	860

**NB:** Transport castors add 60mm - heavy duty castors add 100mm - Please consult with sales desk reference lead times, specials and MOQ's

### Materials and finish

- Basic framework - 1.5mm CR4 steel
- Corner posts - 1.2mm & 1.5mm CR4 steel
- AirTech and Steel doors - 1.0mm, 1.2 & 2.0mm CR4 steel
- Side panels - 1.0mm & 1.2mm CR4 steel
- Textured powder coat light grey RAL 7035 or Black RAL 9005

**(Other colour options are available on request)**

## 4210 cabinet door options




Standard comms cabinet



Solid steel


## Shelving

Cantilever shelf



Easy to fit shelving solution suitable for mounting non 19" equipment. Mount directly to the 19" mounting angles with cage nut fixings (included).

Fixed shelf



Standard or heavy duty fixed shelves with a maximum load bearing of 50kg and 100kg respectively - evenly distributed.

Chassis runners



Simple and cost effective alternative to cantilever and fixed shelving. Easy to fit and allows you to support and withdraw full width products with safety.

Telescopic shelf




Available in standard (45kg weight loading) and heavy duty (90kg weight loading) versions to fit all widths and depths of 4210 cabinets.

## Cable management

**BEST PRACTICE**




Cable tray



Finger cable management style cable tray 19" blanking panel with brush strip enabling complete with aperture slots compatible with cable entry without compromise to air flow management.

Brush strip




Jumper ring panels



Ensure best cabling practice by utilising 19" jumper ring panels, available in 1U and 2U heights.

Infill panels



For 800 wide cabinets to assist with blanking, cabling and cable management

Rear cable management support



Organise and support copper, fibre and power cabling to the rear of the cabinet.

Flat bar jumper rings



800w cabinet vertical cable management rings: can fit on infill panels and cable tray

Small jumper rings



Cabinet vertical cable management rings suitable for 600w and 800w cabinets

## Thermal management

**BEST PRACTICE**



Quick fit and release blanking panels




Blanking panels play an important role in airflow management. A major benefit is the prevention of hot air re-circulation which eliminates the risk of hot spots.

EaziBlank panels



Innovative 'pop-in clip' allows the panels to be installed or removed in seconds without the need for fixings or tools

Plenafil panels



27U filler panels, good for large sections of unused rack space, significantly reduce time and labour costs

Sealing kit




Enhanced airflow management can be achieved with the addition of 4210 foam or brush strip sealing kits which create a seal to prevent hot air re-circulating to the front 19" plenum. (See page 24)

Rack mount fan



1U high 3 or 6 way 19" rack mount fan trays provides spot cooling to active IT equipment.

Top cover fan tray



4210 zero U top cover fan tray available in 2 and 4 way options without any loss of U space. Available in low noise or high speed versions to assist in the removal of heat.

Thermostatic controller



For use with top cover or rack mount fan trays

## Safety

Load spreader



Steel laminated load spreader used to take the load off a populated cabinet.

Stabilising plinth



A stabilising plinth is recommended to be used when pulling out any telescopic equipment to ensure cabinet stability.

Bolt down plates



For added security and stability to stop the rack from tipping good for use with top heavy cabinets and telescopic equipment.

## Earthing

**BEST PRACTICE**



Earth bonding kit



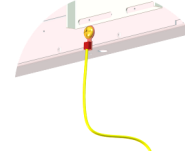
Standard cladding or wardrobe door earth bonding kit

Copper bus bar



Horizontal and vertical 3mm and 5mm thick solid copper options

Clean earth



Fixed larger earthing point for added safety

ESD Kits



Comprising earthing strap, coiled cable and earthing plug

## Plinths, castors and feet

Fixed plinth



4210 floor standing cabinets come supplied with transport castors which must be removed prior to populating as these are not load bearing. The fixed plinth and levelling feet raise the cabinet securely enabling bottom cable entry.

Stabilising plinth



A stabilising plinth is recommended to be used when pulling out any telescopic equipment to ensure cabinet stability.

Heavy duty castors



A stabilising plinth is recommended to be used when pulling out any telescopic equipment to ensure cabinet stability.

Levelling feet



The USpace 4210 cabinet levelling feet, have a weight loading of 300kg

## Miscellaneous

Baying kit



USpace 4210 cabinet baying kit

Document wallet



Standard or heavy duty fixed shelves with a maximum load bearing of 50kg and 100kg respectively - evenly distributed.

U measure strips



Simple and cost effective alternative to cantilever and fixed shelving. Easy to fit and allows you to support and withdraw full width products with safety.

Cage nut fixings



Available in standard (45kg weight loading) and heavy duty (90kg weight loading) versions to fit all widths and depths of 4210 cabinets.