


Fiber Optics








Standard assemblies portfolio

Edition 2018/01



High performance and reliability




LC patch cords/pigtails	4	
SC patch cords/pigtails	28	
FC patch cords/pigtails	38	
E-2000™ patch cords/pigtails	44	
LC to SC patch cords	52	
LC to FC patch cords	58	
SC to FC patch cords	61	
Colour codes/pigtail sets	64	
Polarity overview	65	
Assembly code and classes	66	

General information standard portfolio

The HUBER+SUHNER standard portfolio for fiber optic assemblies includes all most common patchcords and pigtails. The items published in this catalogue are available from stock. The HUBER+SUHNER standard packaging is used and the cables are not labelled. LC-LC duplex assemblies come with black boot. For other lengths, configurations or special packing, please contact your HUBER+SUHNER representative.

Your partner for system solutions

The HUBER+SUHNER Group is a leading global supplier of components and systems for electrical and optical connectivity. Our customers in communications, industrial and transportation markets appreciate that we are specialists with detailed knowledge of practical applications. We offer technical expertise in radio frequency technology, fiber optics and low-frequency under one roof, thus providing a unique basis for continual innovation focused on the needs of our customers all over the world.



LC Patch cords/pigtails portfolio

The LC connector is established because of its small size and its very reliable connecting quality. It has become the most popular connector in the world. This success can be attributed to a series of innovations and the company's consistent approach to supply chain optimisation. The innovative LC-XD connector in particular sets new standards for packing density and handling in data centers.

LC-XD uniboot duplex patch cords



Features

- Push-pull mechanism for best handling and highest packing density
- Stable lever with antigrip design and marking possibility
- Patented (US 8.221.007)
- Sophisticated design for easy termination
- Short rigid length
- Two connections in one SC-shaped adapter
- Polarity flipping without tool
- Compatible to standard (6.25 mm) and mini LC (5.25 mm) adapters and transceivers
- Cable low smoke and free of halogen (LSFH)

Technical data

Specification	Value
Cable diameter (Ø)	2.1 mm
Design acc. to IEC 61754-20 and TIA 604-10-A	compliant
Thermal and mechanical tests acc. to IEC 61753-1	fulfilled
Side load acc. to GR-326-CORE	fulfilled
Tensile load	70 N
Operating temperature	-25 to +70 °C
Durability	min. 1000 mating cycles
Material	flame retardant acc. to UL 94 V-0
Halogen free	yes
Chemical resistance	good
RoHS guidelines 2011/65/EU	compliant

Optical values

Type	Measurement method (IL/RL)	IL (dB)	RL (dB)
SM UPC	IL: IEC 61300-3-4 method B	≤ 0.30	≥ 50
SM APC	RL: IEC 61300-3-6	≤ 0.30	≥ 65
MM OM1/OM2/OM3	IL: IEC 61300-3-34 method C	≤ 0.50 *	≥ 35
OM4	RL: IEC 61300-3-6	≤ 0.30 *	≥ 35

*Measurement of the whole assembly

Single-mode UPC, LC-XD UPC duplex patch cord



Length (m)	Item no.	Description	Cable	Polarity	Colours		
					Connector	Clip	Boot
1	85016597	PCRS_ICUX_ICUX_A221T_01.0_SS	2.1 mm yellow G.657.A2	A-B/B-A	black	blue	black
1.5	85023034	PCRS_ICUX_ICUX_A221T_01.5_SS					
2	85016599	PCRS_ICUX_ICUX_A221T_02.0_SS					
2.5	85025973	PCRS_ICUX_ICUX_A221T_02.5_SS					
3	85016600	PCRS_ICUX_ICUX_A221T_03.0_SS					
3.5	85020818	PCRS_ICUX_ICUX_A221T_03.5_SS					
4	85019951	PCRS_ICUX_ICUX_A221T_04.0_SS					
4.5	85025974	PCRS_ICUX_ICUX_A221T_04.5_SS					
5	85016601	PCRS_ICUX_ICUX_A221T_05.0_SS					
5.5	85025975	PCRS_ICUX_ICUX_A221T_05.5_SS					
6	85020819	PCRS_ICUX_ICUX_A221T_06.0_SS					
7	85020820	PCRS_ICUX_ICUX_A221T_07.0_SS					
10	85016602	PCRS_ICUX_ICUX_A221T_10.0_SS					
15	85020821	PCRS_ICUX_ICUX_A221T_15.0_SS					
20	85020822	PCRS_ICUX_ICUX_A221T_20.0_SS					
25	85025976	PCRS_ICUX_ICUX_A221T_25.0_SS					
30	85025977	PCRS_ICUX_ICUX_A221T_30.0_SS					

Single-mode APC, LC-XD APC duplex patch cord



Length (m)	Item no.	Description	Cable	Polarity	Colours		
					Connector	Clip	Boot
1	85020987	PCRS_ICAX_ICAX_A221T_01.0_SS	2.1 mm yellow G.657.A2	A-B/B-A	black	green	black
2	85020988	PCRS_ICAX_ICAX_A221T_02.0_SS					
3	85020989	PCRS_ICAX_ICAX_A221T_03.0_SS					
3.5	85020990	PCRS_ICAX_ICAX_A221T_03.5_SS					
5	85020991	PCRS_ICAX_ICAX_A221T_05.0_SS					
6	85020992	PCRS_ICAX_ICAX_A221T_06.0_SS					
7	85020993	PCRS_ICAX_ICAX_A221T_07.0_SS					
10	85020994	PCRS_ICAX_ICAX_A221T_10.0_SS					
15	85020995	PCRS_ICAX_ICAX_A221T_15.0_SS					
20	85020996	PCRS_ICAX_ICAX_A221T_20.0_SS					

Multimode OM3, LC-XD duplex patch cord



Length (m)	Item no.	Description	Cable	Polarity	Colours		
					Connector	Clip	Boot
1	85022126	PCRS_LCMX_LCMX_O321T_01.0_MM	2.1 mm aqua MM G50 (OM3)	A-B/B-A	black	aqua	black
1.5	85025978	PCRS_LCMX_LCMX_O321T_01.5_MM					
2	85022127	PCRS_LCMX_LCMX_O321T_02.0_MM					
2.5	85025979	PCRS_LCMX_LCMX_O321T_02.5_MM					
3	85022128	PCRS_LCMX_LCMX_O321T_03.0_MM					
3.5	85022130	PCRS_LCMX_LCMX_O321T_03.5_MM					
4	85025980	PCRS_LCMX_LCMX_O321T_04.0_MM					
4.5	85025981	PCRS_LCMX_LCMX_O321T_04.5_MM					
5	85022131	PCRS_LCMX_LCMX_O321T_05.0_MM					
5.5	85025982	PCRS_LCMX_LCMX_O321T_05.5_MM					
6	85022132	PCRS_LCMX_LCMX_O321T_06.0_MM					
7	85022133	PCRS_LCMX_LCMX_O321T_07.0_MM					
10	85022134	PCRS_LCMX_LCMX_O321T_10.0_MM					
15	85022135	PCRS_LCMX_LCMX_O321T_15.0_MM					
20	85022136	PCRS_LCMX_LCMX_O321T_20.0_MM					
25	85025983	PCRS_LCMX_LCMX_O321T_25.0_MM					
30	85025984	PCRS_LCMX_LCMX_O321T_30.0_MM					

Multimode OM4, LC-XD duplex patch cord



Length (m)	Item no.	Description	Cable	Polarity	Colours		
					Connector	Clip	Boot
1	85011862	PCRS_LCMX_LCMX_O421T_01.0_LL	2.1 mm heather violet MM G50 (OM4)	A-B/B-A	black	heather violet	black
1.5	85019833	PCRS_LCMX_LCMX_O421T_01.5_LL					
2	85019837	PCRS_LCMX_LCMX_O421T_02.0_LL					
2.5	85025985	PCRS_LCMX_LCMX_O421T_02.5_LL					
3	85019838	PCRS_LCMX_LCMX_O421T_03.0_LL					
3.5	85021394	PCRS_LCMX_LCMX_O421T_03.5_LL					
4	85019950	PCRS_LCMX_LCMX_O421T_04.0_LL					
4.5	85025986	PCRS_LCMX_LCMX_O421T_04.5_LL					
5	85019839	PCRS_LCMX_LCMX_O421T_05.0_LL					
5.5	85025987	PCRS_LCMX_LCMX_O421T_05.5_LL					
6	85021395	PCRS_LCMX_LCMX_O421T_06.0_LL					
7	85021396	PCRS_LCMX_LCMX_O421T_07.0_LL					
10	85019840	PCRS_LCMX_LCMX_O421T_10.0_LL					
15	85021397	PCRS_LCMX_LCMX_O421T_15.0_LL					
20	85021398	PCRS_LCMX_LCMX_O421T_20.0_LL					
25	85025988	PCRS_LCMX_LCMX_O421T_25.0_LL					
30	85025989	PCRS_LCMX_LCMX_O421T_30.0_LL					

LC uniboot duplex patch cords



Features

- Standard clip mechanism
- Sophisticated design for easy termination
- Short rigid length
- Two connections in one SC-shaped adapter
- Polarity flipping without tool
- Compatible to standard (6.25 mm) and mini LC (5.25 mm) adapters and transceivers
- Cable low smoke and free of halogen (LSFH)

Technical data

Specification	Value
Cable diameter (Ø)	2.1 mm
Design acc. to IEC 61754-20 and TIA 604-10-A	compliant
Thermal and mechanical tests acc. to IEC 61753-1	fulfilled
Side load acc. to GR-326-CORE	fulfilled
Tensile load	70 N
Operating temperature	-25 to +70 °C
Durability	min. 1000 mating cycles
Material	flame retardant acc. to UL 94 V-0
Halogen free	yes
Chemical resistance	good
RoHS guidelines 2011/65/EU	compliant

Optical values

Type	Measurement method (IL/RL)	IL (dB)	RL (dB)
SM UPC	IL: IEC 61300-3-4 method B	≤ 0.30	≥ 50
SM APC	RL: IEC 61300-3-6	≤ 0.30	≥ 65
MM OM1/OM2/OM3	IL: IEC 61300-3-34 method C	≤ 0.50 *	≥ 35
MM OM4	RL: IEC 61300-3-6	≤ 0.30 *	≥ 35

*Measurement of the whole assembly

Single-mode UPC, LC uniboot UPC duplex patch cord



Length (m)	Item no.	Description	Cable	Polarity	Colours		
					Connector	Clip	Boot
0.5	84138001	PCRS_LCUU_LCUU_A221T_00.5_SS	2.1 mm yellow G.657.A2	A-B/B-A	black	blue	black
0.7	84125518	PCRS_LCUU_LCUU_A221T_00.7_SS					
1	84125519	PCRS_LCUU_LCUU_A221T_01.0_SS					
1.5	84138003	PCRS_LCUU_LCUU_A221T_01.5_SS					

Multimode OM3, LC uniboot duplex patch cord



Length (m)	Item no.	Description	Cable	Polarity	Colours		
					Connector	Clip	Boot
0.5	84138007	PCRS_LCMU_LCMU_O321T_00.5_MM	2.1 mm aqua MM G50 (OM3)	A-B/B-A	black	aqua	black
0.7	84125520	PCRS_LCMU_LCMU_O321T_00.7_MM					
1	84125521	PCRS_LCMU_LCMU_O321T_01.0_MM					
1.5	84138009	PCRS_LCMU_LCMU_O321T_01.5_MM					

LC push-pull duplex patch cords



Features

- Push-pull mechanism for best handling
- Patented (US 8.221.007)
- Solid unibody design to improve mechanical strength
- Two connections in one SC-shaped adapter
- Polarity flipping without tool
- Cable low smoke and free of halogen (LSFH)

Technical data

Specification	Value
Cable diameter (Ø)	Fig. 8, 1.7 mm
Design acc. to IEC 61754-20 and TIA 604-10-A	compliant
Thermal and mechanical tests acc. to IEC 61753-1	fulfilled
Side load acc. to GR-326-CORE	fulfilled
Tensile load	2 × 100 N
Operating temperature	-25 to +70 °C
Durability	min. 1000 mating cycles
Material	flame retardant acc. to UL 94 V-0
Halogen free	yes
Chemical resistance	good
RoHS guidelines 2011/65/EU	compliant

Optical values

Type	Measurement method (IL/RL)	IL (dB)	RL (dB)
SM UPC	IL: IEC 61300-3-4 method B	≤ 0.30	≥ 50
SM APC	RL: IEC 61300-3-6	≤ 0.30	≥ 65
MM OM1/OM2/OM3	IL: IEC 61300-3-34 method C	≤ 0.50 *	≥ 35
MM OM4	RL: IEC 61300-3-6	≤ 0.30 *	≥ 35

*Measurement of the whole assembly

Single-mode UPC, LC push-pull UPC duplex patch cord



Length (m)	Item no.	Description	Cable	Polarity	Colours		
					Connector	Clip	Boot
1	84242867	PCDS_LCUP_LCUP_A217E_01.0_SS	Fig. 8, 1.7 mm yellow G.657.A2	A-B/B-A	blue	blue	2 × black
2	84242869	PCDS_LCUP_LCUP_A217E_02.0_SS					
3	84242871	PCDS_LCUP_LCUP_A217E_03.0_SS					
5	84242873	PCDS_LCUP_LCUP_A217E_05.0_SS					
6	84242875	PCDS_LCUP_LCUP_A217E_06.0_SS					
7	84242877	PCDS_LCUP_LCUP_A217E_07.0_SS					
10	85002046	PCDS_LCUP_LCUP_A217E_10.0_SS					
15	85020945	PCDS_LCUP_LCUP_A217E_15.0_SS					
20	85020946	PCDS_LCUP_LCUP_A217E_20.0_SS					

Single-mode APC, LC push-pull APC duplex patch cord



Length (m)	Item no.	Description	Cable	Polarity	Colours		
					Connector	Clip	Boot
1	85030896	PCDS_LCAP_LCAP_A217E_01.0_SS	Fig. 8, 1.7 mm yellow G.657.A2	A-B/B-A	green	green	2 × black
2	85030897	PCDS_LCAP_LCAP_A217E_02.0_SS					
3	85030898	PCDS_LCAP_LCAP_A217E_03.0_SS					
5	85030899	PCDS_LCAP_LCAP_A217E_05.0_SS					
6	85019302	PCDS_LCAP_LCAP_A217E_06.0_SS					
7	85030900	PCDS_LCAP_LCAP_A217E_07.0_SS					
10	85030901	PCDS_LCAP_LCAP_A217E_10.0_SS					
15	85030902	PCDS_LCAP_LCAP_A217E_15.0_SS					
20	85030903	PCDS_LCAP_LCAP_A217E_20.0_SS					

Multimode OM3, LC push-pull duplex patch cord



Length (m)	Item no.	Description	Cable	Polarity	Colours		
					Connector	Clip	Boot
1	85012996	PCDS_LCMP_LCMP_O317E_01.0_MM	Fig. 8, 1.7 mm aqua MM G50 (OM3)	A-B/B-A	black	aqua	2 × black
2	85030904	PCDS_LCMP_LCMP_O317E_02.0_MM					
3	85012997	PCDS_LCMP_LCMP_O317E_03.0_MM					
5	85012998	PCDS_LCMP_LCMP_O317E_05.0_MM					
6	85030905	PCDS_LCMP_LCMP_O317E_06.0_MM					
7	85012999	PCDS_LCMP_LCMP_O317E_07.0_MM					
10	85013000	PCDS_LCMP_LCMP_O317E_10.0_MM					
15	85030906	PCDS_LCMP_LCMP_O317E_15.0_MM					
20	85030907	PCDS_LCMP_LCMP_O317E_20.0_MM					

Multimode OM4, LC push-pull duplex patch cord



Length (m)	Item no.	Description	Cable	Polarity	Colours		
					Connector	Clip	Boot
1	85011861	PCDS_LCMP_LCMP_O417E_01.0_LL	Fig. 8, 1.7 mm heather violet MM G50 (OM4)	A-B/B-A	black	heather violet	2 × black
2	84261389	PCDS_LCMP_LCMP_O417E_02.0_LL					
3	84261391	PCDS_LCMP_LCMP_O417E_03.0_LL					
5	85019999	PCDS_LCMP_LCMP_O417E_05.0_LL					
6	85030912	PCDS_LCMP_LCMP_O417E_06.0_LL					
7	85020000	PCDS_LCMP_LCMP_O417E_07.0_LL					
10	85020001	PCDS_LCMP_LCMP_O417E_10.0_LL					
15	85030913	PCDS_LCMP_LCMP_O417E_15.0_LL					
20	85030914	PCDS_LCMP_LCMP_O417E_20.0_LL					

LC classic duplex patch cords



Features

- Standard clip mechanism
- Solid unibody design to improve mechanical strength
- Two connections in one SC-shaped adapter
- Polarity flipping without tool
- Cable low smoke and free of halogen (LSFH)

Technical data

Specification	Value
Cable diameter (Ø)	Fig. 8, 1.7 mm
Design acc. to IEC 61754-20 and TIA 604-10-A	compliant
Thermal and mechanical tests acc. to IEC 61753-1	fulfilled
Side load acc. to GR-326-CORE	fulfilled
Tensile load	2 × 100 N
Operating temperature	-25 to +70 °C
Durability	min. 1000 mating cycles
Material	flame retardant acc. to UL 94 V-0
Halogen free	yes
Chemical resistance	good
RoHS guidelines 2011/65/EU	compliant

Optical values

Type	Measurement method (IL/RL)	IL (dB)	RL (dB)
SM UPC	IL: IEC 61300-3-4 method B	≤ 0.30	≥ 50
SM APC	RL: IEC 61300-3-6	≤ 0.30	≥ 65
MM OM1/OM2/OM3	IL: IEC 61300-3-34 method C	≤ 0.50 *	≥ 35
MM OM4	RL: IEC 61300-3-6	≤ 0.30 *	≥ 35

*Measurement of the whole assembly

Single-mode UPC, LC classic clip UPC duplex patch cord



Length (m)	Item no.	Description	Cable	Polarity	Colours		
					Connector	Clip	Boot
1	85020915	PCDS_LCUD_LCUD_A217E_01.0_SS	Fig. 8, 1.7 mm yellow G.657.A2	A-B/B-A	blue	blue	2 × black
2	85020916	PCDS_LCUD_LCUD_A217E_02.0_SS					
3	85020917	PCDS_LCUD_LCUD_A217E_03.0_SS					
3.5	85020918	PCDS_LCUD_LCUD_A217E_03.5_SS					
5	85020920	PCDS_LCUD_LCUD_A217E_05.0_SS					
6	85020921	PCDS_LCUD_LCUD_A217E_06.0_SS					
7	85020923	PCDS_LCUD_LCUD_A217E_07.0_SS					
10	85020924	PCDS_LCUD_LCUD_A217E_10.0_SS					
15	85020926	PCDS_LCUD_LCUD_A217E_15.0_SS					
20	85020927	PCDS_LCUD_LCUD_A217E_20.0_SS					

Single-mode APC, LC classic clip APC duplex patch cord



Length (m)	Item no.	Description	Cable	Polarity	Colours		
					Connector	Clip	Boot
1	85020971	PCDS_LCAD_LCAD_A217E_01.0_SS	Fig. 8, 1.7 mm yellow G.657.A2	A-B/B-A	green	green	2 × black
2	85020972	PCDS_LCAD_LCAD_A217E_02.0_SS					
3	85020973	PCDS_LCAD_LCAD_A217E_03.0_SS					
3.5	85020974	PCDS_LCAD_LCAD_A217E_03.5_SS					
5	85020975	PCDS_LCAD_LCAD_A217E_05.0_SS					
6	85020976	PCDS_LCAD_LCAD_A217E_06.0_SS					
7	85020977	PCDS_LCAD_LCAD_A217E_07.0_SS					
10	85020978	PCDS_LCAD_LCAD_A217E_10.0_SS					
15	85020979	PCDS_LCAD_LCAD_A217E_15.0_SS					
20	85020980	PCDS_LCAD_LCAD_A217E_20.0_SS					

Multimode OM2, LC classic clip duplex patch cord



Length (m)	Item no.	Description	Cable	Polarity	Colours		
					Connector	Clip	Boot
1	85030768	PCDS_LCMD_LCMD_O217E_01.0_MM	Fig. 8, 1.7 mm orange MM G50 (OM2)	A-B/B-A	black	beige	2 × black
2	85030769	PCDS_LCMD_LCMD_O217E_02.0_MM					
3	85030770	PCDS_LCMD_LCMD_O217E_03.0_MM					
5	85030771	PCDS_LCMD_LCMD_O217E_05.0_MM					
6	85030772	PCDS_LCMD_LCMD_O217E_06.0_MM					
7	85030773	PCDS_LCMD_LCMD_O217E_07.0_MM					
10	85030774	PCDS_LCMD_LCMD_O217E_10.0_MM					
15	85030775	PCDS_LCMD_LCMD_O217E_15.0_MM					
20	85030776	PCDS_LCMD_LCMD_O217E_20.0_MM					

Multimode OM3, LC classic clip duplex patch cord



Length (m)	Item no.	Description	Cable	Polarity	Colours		
					Connector	Clip	Boot
1	85022112	PCDS_LCMD_LCMD_O317E_01.0_MM	Fig. 8, 1.7 mm aqua MM G50 (OM3)	A-B/B-A	black	aqua	2 × black
2	85022117	PCDS_LCMD_LCMD_O317E_02.0_MM					
3	85022118	PCDS_LCMD_LCMD_O317E_03.0_MM					
3.5	85022119	PCDS_LCMD_LCMD_O317E_03.5_MM					
5	85022120	PCDS_LCMD_LCMD_O317E_05.0_MM					
6	85022121	PCDS_LCMD_LCMD_O317E_06.0_MM					
7	85022122	PCDS_LCMD_LCMD_O317E_07.0_MM					
10	85022123	PCDS_LCMD_LCMD_O317E_10.0_MM					
15	85022124	PCDS_LCMD_LCMD_O317E_15.0_MM					
20	85022125	PCDS_LCMD_LCMD_O317E_20.0_MM					

Multimode OM4, LC classic clip duplex patch cord



Length (m)	Item no.	Description	Cable	Polarity	Colours		
					Connector	Clip	Boot
1	85011859	PCDS_LCMD_LCMD_O417E_01.0_LL	Fig. 8, 1.7 mm heather violet MM G50 (OM4)	A-B/B-A	black	heather violet	2 × black
2	85021407	PCDS_LCMD_LCMD_O417E_02.0_LL					
3	85021408	PCDS_LCMD_LCMD_O417E_03.0_LL					
3.5	85021409	PCDS_LCMD_LCMD_O417E_03.5_LL					
5	85021410	PCDS_LCMD_LCMD_O417E_05.0_LL					
6	85021411	PCDS_LCMD_LCMD_O417E_06.0_LL					
7	85021412	PCDS_LCMD_LCMD_O417E_07.0_LL					
10	85021413	PCDS_LCMD_LCMD_O417E_10.0_LL					
15	85021414	PCDS_LCMD_LCMD_O417E_15.0_LL					
20	85021415	PCDS_LCMD_LCMD_O417E_20.0_LL					

LC push-pull HD simplex patch cords



Features

- Push-pull mechanism for best handling and highest packing density
- Stable lever with antigrip design
- Patented (US 8.221.007)
- Solid unibody design to improve mechanical strength
- Short rigid length
- Cable low smoke and free of halogen (LSFH)

Technical data

Specification	Value
Cable diameter (Ø)	2.0 mm
Design acc. to IEC 61754-20 and TIA 604-10-A	compliant
Thermal and mechanical tests acc. to IEC 61753-1	fulfilled
Side load acc. to GR-326-CORE	fulfilled
Tensile load	100 N
Operating temperature	-20 to +70 °C
Durability	min. 1000 mating cycles
Material	flame retardant acc. to UL 94 V-0
Halogen free	yes
Chemical resistance	good
RoHS guidelines 2011/65/EU	compliant

Optical values

Type	Measurement method (IL/RL)	IL (dB)	RL (dB)
SM UPC	IL: IEC 61300-3-4 method B	≤ 0.30	≥ 50
SM APC	RL: IEC 61300-3-6	≤ 0.30	≥ 65
MM OM1/OM2/OM3	IL: IEC 61300-3-34 method C	≤ 0.50 *	≥ 35
MM OM4	RL: IEC 61300-3-6	≤ 0.30 *	≥ 35

*Measurement of the whole assembly

Single-mode UPC, LC push-pull HD simplex patch cord



Length (m)	Item no.	Description	Cable	Colours		
				Connector	Clip	Boot
1	85030922	PC01_ICUG_ICUG_A220E_01.0_SS	2.0 mm yellow G.657.A2	blue	blue	black
2	85030923	PC01_ICUG_ICUG_A220E_02.0_SS				
3	85015636	PC01_ICUG_ICUG_A220E_03.0_SS				
5	85015638	PC01_ICUG_ICUG_A220E_05.0_SS				
10	85015639	PC01_ICUG_ICUG_A220E_10.0_SS				

Single-mode APC, LC push-pull HD simplex patch cord



Length (m)	Item no.	Description	Cable	Colours		
				Connector	Clip	Boot
1	85030926	PC01_ICAG_ICAG_A220E_01.0_SS	2.0 mm yellow G.657.A2	green	green	black
2	85030927	PC01_ICAG_ICAG_A220E_02.0_SS				
3	85015640	PC01_ICAG_ICAG_A220E_03.0_SS				
5	85015641	PC01_ICAG_ICAG_A220E_05.0_SS				
10	85015642	PC01_ICAG_ICAG_A220E_10.0_SS				

Multimode OM3, LC push-pull HD simplex patch cord



Length (m)	Item no.	Description	Cable	Colours		
				Connector	Clip	Boot
1	85030928	PC01_ICMG_ICMG_O320E_01.0_MM	2.0 mm aqua MM G50 (OM3)	black	aqua	black
2	85030929	PC01_ICMG_ICMG_O320E_02.0_MM				
3	85030930	PC01_ICMG_ICMG_O320E_03.0_MM				
5	85030931	PC01_ICMG_ICMG_O320E_05.0_MM				
10	85030932	PC01_ICMG_ICMG_O320E_10.0_MM				

Multimode OM4, LC push-pull HD simplex patch cord



Length (m)	Item no.	Description	Cable	Colours		
				Connector	Clip	Boot
1	85030933	PC01_ICMG_ICMG_O420E_01.0_LL	2.0 mm heather violet MM G50 (OM4)	black	heather violet	black
2	85030934	PC01_ICMG_ICMG_O420E_02.0_LL				
3	85015643	PC01_ICMG_ICMG_O420E_03.0_LL				
5	85015644	PC01_ICMG_ICMG_O420E_05.0_LL				
10	85015645	PC01_ICMG_ICMG_O420E_10.0_LL				

LC push-pull simplex patch cords



Features

- Push-pull mechanism for best handling and highest packing density
- Patented (US 8.221.007)
- Solid unibody design to improve mechanical strength
- Short rigid length
- Cable low smoke and free of halogen (LSFH)

Technical data

Specification	Value
Cable diameter (Ø)	2.0 mm
Design acc. to IEC 61754-20 and TIA 604-10-A	compliant
Thermal and mechanical tests acc. to IEC 61753-1	fulfilled
Side load acc. to GR-326-CORE	fulfilled
Tensile load	100 N
Operating temperature	-20 to +70 °C
Durability	min. 1000 mating cycles
Material	flame retardant acc. to UL 94 V-0
Halogen free	yes
Chemical resistance	good
RoHS guidelines 2011/65/EU	compliant

Optical values

Type	Measurement method (IL/RL)	IL (dB)	RL (dB)
SM UPC	IL: IEC 61300-3-4 method B	≤ 0.30	≥ 50
SM APC	RL: IEC 61300-3-6	≤ 0.30	≥ 65
MM OM1/OM2/OM3	IL: IEC 61300-3-34 method C	≤ 0.50 *	≥ 35
MM OM4	RL: IEC 61300-3-6	≤ 0.30 *	≥ 35

*Measurement of the whole assembly

Single-mode UPC, LC push-pull simplex patch cord



Length (m)	Item no.	Description	Cable	Colours		
				Connector	Clip	Boot
1	85030935	PC01_ICUE_ICUE_A220E_01.0_SS	2.0 mm yellow G.657.A2	blue	blue	black
2	85030936	PC01_ICUE_ICUE_A220E_02.0_SS				
3	85030937	PC01_ICUE_ICUE_A220E_03.0_SS				
5	85030938	PC01_ICUE_ICUE_A220E_05.0_SS				
7	85030939	PC01_ICUE_ICUE_A220E_07.0_SS				
10	85030940	PC01_ICUE_ICUE_A220E_10.0_SS				

Single-mode APC, LC push-pull simplex patch cord



Length (m)	Item no.	Description	Cable	Colours		
				Connector	Clip	Boot
1	85030941	PC01_ICAE_ICAE_A220E_01.0_SS	2.0 mm yellow G.657.A2	green	green	black
2	85030942	PC01_ICAE_ICAE_A220E_02.0_SS				
3	85030943	PC01_ICAE_ICAE_A220E_03.0_SS				
5	85030944	PC01_ICAE_ICAE_A220E_05.0_SS				
7	85030945	PC01_ICAE_ICAE_A220E_07.0_SS				
10	85030946	PC01_ICAE_ICAE_A220E_10.0_SS				

Single-mode UPC/APC, LC push-pull simplex patch cord



Length (m)	Item no.	Description	Cable	Colours		
				Connector	Clip	Boot
1	85089879	PC01_ICUE_ICAE_A220E_01.0_SS	2.0 mm yellow G.657.A2	blue / green	blue / green	black
2	85089880	PC01_ICUE_ICAE_A220E_02.0_SS				
3	85089881	PC01_ICUE_ICAE_A220E_03.0_SS				
5	85089882	PC01_ICUE_ICAE_A220E_05.0_SS				

Multimode OM2, LC push-pull simplex patch cord



Length (m)	Item no.	Description	Cable	Colours		
				Connector	Clip	Boot
1	85030948	PC01_ICME_ICME_O220E_01.0_MM	2.0 mm orange MM G50 (OM2)	black	beige	black
2	85030949	PC01_ICME_ICME_O220E_02.0_MM				
3	85030950	PC01_ICME_ICME_O220E_03.0_MM				
5	85030951	PC01_ICME_ICME_O220E_05.0_MM				
7	85030952	PC01_ICME_ICME_O220E_07.0_MM				
10	85030953	PC01_ICME_ICME_O220E_10.0_MM				

Multimode OM3, LC push-pull simplex patch cord



Length (m)	Item no.	Description	Cable	Colours		
				Connector	Clip	Boot
1	85030959	PC01_ICME_ICME_O320E_01.0_MM	2.0 mm aqua MM G50 (OM3)	black	aqua	black
2	85030960	PC01_ICME_ICME_O320E_02.0_MM				
3	85030961	PC01_ICME_ICME_O320E_03.0_MM				
5	85030962	PC01_ICME_ICME_O320E_05.0_MM				
7	85030963	PC01_ICME_ICME_O320E_07.0_MM				
10	85030964	PC01_ICME_ICME_O320E_10.0_MM				

Multimode OM4, LC push-pull simplex patch cord



Length (m)	Item no.	Description	Cable	Colours		
				Connector	Clip	Boot
1	85030965	PC01_ICME_ICME_O420E_01.0_LL	2.0 mm heather violet MM G50 (OM4)	black	heather violet	black
2	85030966	PC01_ICME_ICME_O420E_02.0_LL				
3	85030967	PC01_ICME_ICME_O420E_03.0_LL				
5	85030968	PC01_ICME_ICME_O420E_05.0_LL				
7	85030969	PC01_ICME_ICME_O420E_07.0_LL				
10	85030970	PC01_ICME_ICME_O420E_10.0_LL				

LC classic simplex patch cords



Features

- Standard clip mechanism
- Solid unibody design to improve mechanical strength
- Cable low smoke and free of halogen (LSFH)

Technical data

Specification	Value
Cable diameter (Ø)	2.0 mm
Design acc. to IEC 61754-20 and TIA 604-10-A	compliant
Thermal and mechanical tests acc. to IEC 61753-1	fulfilled
Side load acc. to GR-326-CORE	fulfilled
Tensile load	100 N
Operating temperature	-20 to +70 °C
Durability	min. 1000 mating cycles
Material	flame retardant acc. to UL 94 V-0
Halogen free	yes
Chemical resistance	good
RoHS guidelines 2011/65/EU	compliant

Optical values

Type	Measurement method (IL/RL)	IL (dB)	RL (dB)
SM UPC	IL: IEC 61300-3-4 method B	≤ 0.30	≥ 50
SM APC	RL: IEC 61300-3-6	≤ 0.30	≥ 65
MM OM1/OM2/OM3	IL: IEC 61300-3-34 method C	≤ 0.50 *	≥ 35
MM OM4	RL: IEC 61300-3-6	≤ 0.30 *	≥ 35

*Measurement of the whole assembly

Single-mode UPC, LC classic simplex patch cord



Length (m)	Item no.	Description	Cable	Colours		
				Connector	Clip	Boot
1	85030977	PC01_ICUS_ICUS_A220E_01.0_SS	2.0 mm yellow G.657.A2	blue	blue	black
2	85030978	PC01_ICUS_ICUS_A220E_02.0_SS				
3	85030979	PC01_ICUS_ICUS_A220E_03.0_SS				
5	85030980	PC01_ICUS_ICUS_A220E_05.0_SS				
7	85030981	PC01_ICUS_ICUS_A220E_07.0_SS				
10	85030982	PC01_ICUS_ICUS_A220E_10.0_SS				

Single-mode APC, LC classic simplex patch cord



Length (m)	Item no.	Description	Cable	Colours		
				Connector	Clip	Boot
1	85030983	PC01_ICAS_ICAS_A220E_01.0_SS	2.0 mm yellow G.657.A2	green	green	black
2	85030984	PC01_ICAS_ICAS_A220E_02.0_SS				
3	85030985	PC01_ICAS_ICAS_A220E_03.0_SS				
5	85030986	PC01_ICAS_ICAS_A220E_05.0_SS				
7	85030987	PC01_ICAS_ICAS_A220E_07.0_SS				
10	85030988	PC01_ICAS_ICAS_A220E_10.0_SS				

Multimode OM2, LC classic simplex patch cord



Length (m)	Item no.	Description	Cable	Colours		
				Connector	Clip	Boot
1	85030989	PC01_ICMS_ICMS_O220E_01.0_MM	2.0 mm orange MM G50 (OM2)	black	beige	black
2	85030990	PC01_ICMS_ICMS_O220E_02.0_MM				
3	85030991	PC01_ICMS_ICMS_O220E_03.0_MM				
5	85030992	PC01_ICMS_ICMS_O220E_05.0_MM				
7	85030993	PC01_ICMS_ICMS_O220E_07.0_MM				
10	85030994	PC01_ICMS_ICMS_O220E_10.0_MM				

Multimode OM3, LC classic simplex patch cord



Length (m)	Item no.	Description	Cable	Colours		
				Connector	Clip	Boot
1	85030995	PC01_ICMS_ICMS_O320E_01.0_MM	2.0 mm aqua MM G50 (OM3)	black	aqua	black
2	85030996	PC01_ICMS_ICMS_O320E_02.0_MM				
3	85030997	PC01_ICMS_ICMS_O320E_03.0_MM				
5	85030998	PC01_ICMS_ICMS_O320E_05.0_MM				
7	85030999	PC01_ICMS_ICMS_O320E_07.0_MM				
10	85031000	PC01_ICMS_ICMS_O320E_10.0_MM				

Multimode OM4, LC classic simplex patch cord



Length (m)	Item no.	Description	Cable	Colours		
				Connector	Clip	Boot
1	85031001	PC01_ICMS_ICMS_O420E_01.0_LL	2.0 mm heather violet MM G50 (OM4)	black	heather violet	black
2	85031002	PC01_ICMS_ICMS_O420E_02.0_LL				
3	85031003	PC01_ICMS_ICMS_O420E_03.0_LL				
5	85031004	PC01_ICMS_ICMS_O420E_05.0_LL				
7	85031005	PC01_ICMS_ICMS_O420E_07.0_LL				
10	85031006	PC01_ICMS_ICMS_O420E_10.0_LL				

LC-HQ BTW pigtail



Features

- Shortest installation length
- New design with outstanding mechanical and thermal stability
- Boots with ideal bending properties
- Endface polishing is better visible with coloured boots
- Patented (US 8.931.963)
- Only available as assembled pigtail
- Available as single and sets
- Packing is optimized for logistical aspects
- Cable easy-strip

Technical data

Specification	Value
Cable diameter (Ø)	0.9 mm
Design acc. to IEC 61754-20 and TIA 604-10-A	compliant
Thermal and mechanical tests acc. to IEC 61753-1	fulfilled
Operating temperature	-40 to +85 °C
Durability	min. 1000 mating cycles
Material	flame retardant acc. to UL 94 V-0
Halogen free	yes
Chemical resistance	good
RoHS guidelines 2011/65/EU	compliant

The LC-HQ BTW pigtail is a completely re-designed connector, which offers outstanding mechanical and thermal characteristic. This connector has one of the shortest rigid length.

Optical values

Type	Measurement method (IL/RL)	IL (dB)	RL (dB)
SM UPC	IL: IEC 61300-3-4 method B	≤ 0.30	≥ 50
SM APC	RL: IEC 61300-3-6	≤ 0.30	≥ 65
MM OM1/OM2/OM3	IL: IEC 61300-3-34 method B	≤ 0.25	≥ 35
MM OM4	RL: IEC 61300-3-6	≤ 0.15	≥ 35

Single-mode UPC, LC-HQ BTW pigtail



Length (m)	Item no.	Description	Cable	Colours	
				Connector	Boot
2	84130960	PT01_LCUS_0000_SM09E_02.0_S0	0.9 mm yellow G.652D	black	blue
	84148655	PS12_LCUS_0000_SM09E_02.0_S0	0.9 mm 12 Colours G.652D		
	84150493	PS24_LCUS_0000_SM09E_02.0_S0	0.9 mm 2 × 12 Colours G.652D		

Single-mode APC, LC-HQ BTW pigtail



Length (m)	Item no.	Description	Cable	Colours	
				Connector	Boot
2	84130959	PT01_LCAS_0000_SM09E_02.0_S0	0.9 mm yellow G.652D	black	green
	84148656	PS12_LCAS_0000_SM09E_02.0_S0	0.9 mm 12 Colours G.652D		
	84150494	PS24_LCAS_0000_SM09E_02.0_S0	0.9 mm 2 × 12 Colours G.652D		

Multimode OM1, LC-HQ BTW pigtail



Length (m)	Item no.	Description	Cable	Colours	
				Connector	Boot
2	84151042	PT01_ICMS_0000_O109E_02.0_M0	0.9 mm blue MM G62.5 (OM1)	black	beige
	85010341	PS12_ICMS_0000_O109E_02.0_M0	0.9 mm 12 Colours MM G62.5 (OM1)		

Multimode OM2, LC-HQ BTW pigtail



Length (m)	Item no.	Description	Cable	Colours	
				Connector	Boot
2	84151043	PT01_LCMS_0000_O209E_02.0_M0	0.9 mm orange MM G50 (OM2)	black	beige
	84151046	PS12_LCMS_0000_O209E_02.0_M0	0.9 mm 12 Colours MM G50 (OM2)		

Multimode OM3, LC-HQ BTW pigtail




Length (m)	Item no.	Description	Cable	Colours	
				Connector	Boot
2	84151044	PT01_LCMS_0000_O309E_02.0_M0	0.9 mm aqua MM G50 (OM3)	black	aqua
	84151047	PS12_LCMS_0000_O309E_02.0_M0	0.9 mm 12 Colours MM G50 (OM3)		

Multimode OM4, LC-HQ BTW pigtail



Length (m)	Item no.	Description	Cable	Colours	
				Connector	Boot
2	84151045	PT01_LCMS_0000_O409E_02.0_I0	0.9 mm heather violet MM G50 (OM4)	black	heather violet
	84151048	PS12_LCMS_0000_O409E_02.0_I0	0.9 mm 12 Colours MM G50 (OM4)		



SC patch cords/pigtails Portfolio

The SC connector is one of the most common solutions for reliable networks. With the big form ferrule this connector ensures a reliable optical connection with good mechanical stability. Its push-pull design prevents rotational misalignment.

SC push-pull duplex patch cords



Features

- Push-pull mechanism for best handling
- One-piece design for easy and quick termination
- Clip available for duplex setup, Polarity flipping without tool
- Cable low smoke and free of halogen (LSFH)

Technical data

Specification	Value
Cable diameter (Ø)	Fig.8, 2.0 mm
Design acc. to IEC 61754-4 and TIA 604-3	compliant
Thermal and mechanical tests acc. to IEC 61753-1	fulfilled
Side load acc. to GR-326-CORE	fulfilled
Tensile load	2 × 100 N
Operating temperature	-25 to +70 °C
Durability	min. 1000 mating cycles
Material	flame retardant acc. to UL 94 V-0
Halogen free	yes
Chemical resistance	good
RoHS guidelines 2011/65/EU	compliant

Optical values

Type	Measurement method (IL/RL)	IL (dB)	RL (dB)
SM UPC	IL: IEC 61300-3-4 method B	≤ 0.30	≥ 50
SM APC	RL: IEC 61300-3-6	≤ 0.30	≥ 65
MM OM1/OM2/OM3	IL: IEC 61300-3-34 method C	≤ 0.50 *	≥ 35
MM OM4	RL: IEC 61300-3-6	≤ 0.30 *	≥ 35

*Measurement of the whole assembly

Single-mode UPC, SC duplex patch cord



Length (m)	Item no.	Description	Cable	Polarity	Colours		
					Connector	Clip	Boot
1	85031158	PCDS_SCUS_SCUS_A220E_01.0_SS	Fig. 8, 2.0 mm yellow G.657.A2	A-B/B-A	blue	no clip	2 × black/ blue
2	85031159	PCDS_SCUS_SCUS_A220E_02.0_SS					
3	85031160	PCDS_SCUS_SCUS_A220E_03.0_SS					
5	85031161	PCDS_SCUS_SCUS_A220E_05.0_SS					
6	85031162	PCDS_SCUS_SCUS_A220E_06.0_SS					
7	85031163	PCDS_SCUS_SCUS_A220E_07.0_SS					
10	85031164	PCDS_SCUS_SCUS_A220E_10.0_SS					
15	85031165	PCDS_SCUS_SCUS_A220E_15.0_SS					
20	85031166	PCDS_SCUS_SCUS_A220E_20.0_SS					

Single-mode APC, SC duplex patch cord



Length (m)	Item no.	Description	Cable	Polarity	Colours		
					Connector	Clip	Boot
1	85029993	PCDS_SCAS_SCAS_A220E_01.0_SS	Fig. 8, 2.0 mm yellow G.657.A2	A-B/B-A	green	no clip	green
2	85029995	PCDS_SCAS_SCAS_A220E_02.0_SS					
3	85029997	PCDS_SCAS_SCAS_A220E_03.0_SS					
5	85030000	PCDS_SCAS_SCAS_A220E_05.0_SS					
6	85030001	PCDS_SCAS_SCAS_A220E_06.0_SS					
7	85030002	PCDS_SCAS_SCAS_A220E_07.0_SS					
10	85030003	PCDS_SCAS_SCAS_A220E_10.0_SS					
15	85030004	PCDS_SCAS_SCAS_A220E_15.0_SS					
20	85030005	PCDS_SCAS_SCAS_A220E_20.0_SS					

Multimode OM2, SC duplex patch cord



Length (m)	Item no.	Description	Cable	Polarity	Colours		
					Connector	Clip	Boot
1	85031185	PCDS_SCMS_SCMS_O220E_01.0_MM	Fig. 8, 2.0 mm orange MM G50 (OM2)	A-B/B-A	beige	no clip	2 × black/ red
2	85031186	PCDS_SCMS_SCMS_O220E_02.0_MM					
3	85031187	PCDS_SCMS_SCMS_O220E_03.0_MM					
5	85031188	PCDS_SCMS_SCMS_O220E_05.0_MM					
6	85031189	PCDS_SCMS_SCMS_O220E_06.0_MM					
7	85031190	PCDS_SCMS_SCMS_O220E_07.0_MM					
10	85031191	PCDS_SCMS_SCMS_O220E_10.0_MM					
15	85031192	PCDS_SCMS_SCMS_O220E_15.0_MM					
20	85031193	PCDS_SCMS_SCMS_O220E_20.0_MM					

Multimode OM3, SC duplex patch cord



Length (m)	Item no.	Description	Cable	Polarity	Colours		
					Connector	Clip	Boot
1	85031194	PCDS_SCMS_SCMS_O320E_01.0_MM	Fig. 8, 2.0 mm aqua MM G50 (OM3)	A-B/B-A	aqua	no clip	2 × black/ red
2	85031195	PCDS_SCMS_SCMS_O320E_02.0_MM					
3	85031196	PCDS_SCMS_SCMS_O320E_03.0_MM					
5	85031197	PCDS_SCMS_SCMS_O320E_05.0_MM					
6	85031198	PCDS_SCMS_SCMS_O320E_06.0_MM					
7	85031199	PCDS_SCMS_SCMS_O320E_07.0_MM					
10	85031200	PCDS_SCMS_SCMS_O320E_10.0_MM					
15	85031201	PCDS_SCMS_SCMS_O320E_15.0_MM					
20	85031202	PCDS_SCMS_SCMS_O320E_20.0_MM					

Accessories



Clip type	Item no.	Description	Colour	Packing unit
Duplex	84031089	FSC-DUP-CLIP_100-P	transparent	100

SC push-pull simplex patch cords



Features

- Push-pull mechanism for best handling
- One-piece design for easy and quick termination
- Cable low smoke and free of halogen (LSFH)

Technical data

Specification	Value
Cable diameter (Ø)	2.0 mm
Design acc. to IEC 61754-4 and TIA 604-3	compliant
Thermal and mechanical tests acc. to IEC 61753-1	fulfilled
Side load acc. to GR-326-CORE	fulfilled
Tensile load	100 N
Operating temperature	-20 to +70 °C
Durability	min. 1000 mating cycles
Material	flame retardant acc. to UL 94 V-0
Halogen free	yes
Chemical resistance	good
RoHS guidelines 2011/65/EU	compliant

Optical values

Type	Measurement method (IL/RL)	IL (dB)	RL (dB)
SM UPC	IL: IEC 61300-3-4 method B	≤ 0.30	≥ 50
SM APC	RL: IEC 61300-3-6	≤ 0.30	≥ 65
MM OM1/OM2/OM3	IL: IEC 61300-3-34 method C	≤ 0.50 *	≥ 35
MM OM4	RL: IEC 61300-3-6	≤ 0.30 *	≥ 35

*Measurement of the whole assembly

Single-mode UPC, SC simplex patch cord



Length (m)	Item no.	Description	Cable	Colours	
				Connector	Boot
1	85031208	PC01_SCUS_SCUS_A220E_01.0_SS	2.0 mm yellow G.657.A2	blue	black
2	85031209	PC01_SCUS_SCUS_A220E_02.0_SS			
3	85031210	PC01_SCUS_SCUS_A220E_03.0_SS			
5	85031211	PC01_SCUS_SCUS_A220E_05.0_SS			
6	85031212	PC01_SCUS_SCUS_A220E_06.0_SS			
7	85031213	PC01_SCUS_SCUS_A220E_07.0_SS			
10	85031214	PC01_SCUS_SCUS_A220E_10.0_SS			
15	85031215	PC01_SCUS_SCUS_A220E_15.0_SS			

Single-mode APC, SC simplex patch cord



Length (m)	Item no.	Description	Cable	Colours	
				Connector	Boot
1	85031229	PC01_SCAS_SCAS_A220E_01.0_SS	2.0 mm yellow G.657.A2	green	green
2	85031230	PC01_SCAS_SCAS_A220E_02.0_SS			
3	85031231	PC01_SCAS_SCAS_A220E_03.0_SS			
5	85031232	PC01_SCAS_SCAS_A220E_05.0_SS			
6	85031233	PC01_SCAS_SCAS_A220E_06.0_SS			
7	85031234	PC01_SCAS_SCAS_A220E_07.0_SS			
10	85031235	PC01_SCAS_SCAS_A220E_10.0_SS			

Single-mode UPC/APC, SC simplex patch cord



Length (m)	Item no.	Description	Cable	Colours	
				Connector	Boot
1	85089887	PC01_SCUS_SCAS_A220E_01.0_SS	2.0 mm yellow G.657.A2	blue / green	black/green
2	85098888	PC01_SCUS_SCAS_A220E_02.0_SS			
3	85089889	PC01_SCUS_SCAS_A220E_03.0_SS			
5	85089890	PC01_SCUS_SCAS_A220E_05.0_SS			

Multimode OM2, SC simplex patch cord




Length (m)	Item no.	Description	Cable	Colours	
				Connector	Boot
1	85031246	PC01_SCMS_SCMS_O220E_01.0_MM	2.0 mm orange MM G50 (OM2)	beige	black
2	85031247	PC01_SCMS_SCMS_O220E_02.0_MM			
3	85031248	PC01_SCMS_SCMS_O220E_03.0_MM			
5	85031249	PC01_SCMS_SCMS_O220E_05.0_MM			
6	85031250	PC01_SCMS_SCMS_O220E_06.0_MM			
7	85031251	PC01_SCMS_SCMS_O220E_07.0_MM			
10	85031252	PC01_SCMS_SCMS_O220E_10.0_MM			
15	85031253	PC01_SCMS_SCMS_O220E_15.0_MM			

Multimode OM3, SC simplex patch cord



Length (m)	Item no.	Description	Cable	Colours	
				Connector	Boot
1	84143451	PC01_SCMS_SCMS_O320E_01.0_MM	2.0 mm aqua MM G50 (OM3)	aqua	black
2	84128884	PC01_SCMS_SCMS_O320E_02.0_MM			
3	85031255	PC01_SCMS_SCMS_O320E_03.0_MM			
5	85031256	PC01_SCMS_SCMS_O320E_05.0_MM			
6	85031257	PC01_SCMS_SCMS_O320E_06.0_MM			
7	85031258	PC01_SCMS_SCMS_O320E_07.0_MM			
10	85031259	PC01_SCMS_SCMS_O320E_10.0_MM			
15	85031260	PC01_SCMS_SCMS_O320E_15.0_MM			

SC-HQ BTW pigtail



Features

- Shortest installation length
- New design with outstanding mechanical and thermal stability
- Boots with ideal bending properties
- Endface polishing is better visible with coloured boots
- Patented (US 8.931.963)
- Only available as assembled pigtail
- Available APC 8° and 9°
- Available as single pigtail and sets
- Packing is optimized for logistical aspects
- Cable easy-strip

Technical data

Specification	Value
Cable diameter (Ø)	0,9 mm
Design acc. to IEC 61754-4 and TIA 604-3	compliant
Thermal and mechanical tests acc. to IEC 61753-1	fulfilled
Operating temperature	-40 to +85 °C
Durability	min. 1000 mating cycles
Material	flame retardant acc. to UL 94 V-0
Halogen free	yes
Chemical resistance	good
RoHS guidelines 2011/65/EU	compliant

The SC-HQ BTW pigtail is a completely re-designed connector, which offers outstanding mechanical and thermal characteristic. This connector has one of the shortest rigid length.

Optical values

Type	Measurement method (IL/RL)	IL (dB)	RL (dB)
SM UPC	IL: IEC 61300-3-4 method B	≤ 0.30	≥ 50
SM APC	RL: IEC 61300-3-6	≤ 0.30	≥ 65
MM OM1/OM2/OM3	IL: IEC 61300-3-34 method B	≤ 0.25	≥ 35
MM OM4	RL: IEC 61300-3-6	≤ 0.15	≥ 35

Single-mode UPC, SC-HQ BTW pigtail



Length (m)	Item no.	Description	Cable	Colours	
				Connector	Boot
2	85004546	PT01_SCUS_0000_SM09E_02.0_SO	0.9 mm yellow G.652D	black	blue
	85010938	PS12_SCUS_0000_SM09E_02.0_SO	0.9 mm 12 Colours G.652D		
	85019807	PS24_SCUS_0000_SM09E_02.0_SO	0.9 mm 2 × 12 Colours G.652D		

Single-mode APC 8°, SC-HQ BTW pigtail



Length (m)	Item no.	Description	Cable	Colours	
				Connector	Boot
2	85004547	PT01_SCAS_0000_SM09E_02.0_SO	0.9 mm yellow G.652D	black	green
	85019806	PS12_SCAS_0000_SM09E_02.0_SO	0.9 mm 12 Colours G.652D		
	85019808	PS24_SCAS_0000_SM09E_02.0_SO	0.9 mm 2 × 12 Colours G.652D		

Single-mode APC 9°, SC BTW pigtail



Length (m)	Item no.	Description	Cable	Colours	
				Connector	Boot
2.5	84058958	PT01_SC9S_0000_SM09E_02.5_BO	0.9 mm yellow G.652D	green	red
2.0	84127985	PS12_SC9S_0000_SM09E_02.0_BO	0.9 mm 12 Colours G.652D		

Multimode OM1, SC-HQ BTW pigtail



Length (m)	Item no.	Description	Cable	Colours	
				Connector	Boot
2	85019809	PT01_SCMS_0000_O109E_02.0_M0	0.9 mm blue MM G62.5 (OM1)	black	beige
	85019811	PS12_SCMS_0000_O109E_02.0_M0	0.9 mm 12 Colours MM G62.5 (OM1)		

Multimode OM2, SC-HQ BTW pigtail



Length (m)	Item no.	Description	Cable	Colours	
				Connector	Boot
2	85019810	PT01_SCMS_0000_O209E_02.0_M0	0.9 mm orange MM G50 (OM2)	black	beige
	85019812	PS12_SCMS_0000_O209E_02.0_M0	0.9 mm 12 Colours MM G50 (OM2)		

Multimode OM3, SC-HQ BTW pigtail



Length (m)	Item no.	Description	Cable	Colours	
				Connector	Boot
2	85018214	PT01_SCMS_0000_O309E_02.0_M0	0.9 mm aqua MM G50 (OM3)	black	aqua
	85019813	PS12_SCMS_0000_O309E_02.0_M0	0.9 mm 12 Colours MM G50 (OM3)		

Multimode OM4, SC-HQ BTW pigtail



Length (m)	Item no.	Description	Cable	Colours	
				Connector	Boot
2	85012804	PT01_SCMS_0000_O409E_02.0_L0	0.9 mm heather violet MM G50 (OM4)	black	heather violet
	85015782	PS12_SCMS_0000_O409E_02.0_L0	0.9 mm 12 Colours MM G50 (OM4)		



FC patch cords/pigtails Portfolio

The FC is a bigform connector. The housing is threaded to the adapter and therefore assures a stable and rigid connection suitable for testmeasurement, industry and medical application.

FC duplex patch cords



Features

- Threaded nut connector
- Very short rigid length
- One-piece design for easy and quick termination
- High mechanical and thermal resistance
- Cable low smoke and free of halogen (LSFH)

Technical data

Specification	Value
Cable diameter (Ø)	Fig.8, 2.0 mm
Design acc. to IEC 61754-13 and TIA 604-4-A	compliant
Thermal and mechanical tests acc. to IEC 61753-1	fulfilled
Side load acc. to GR-326-CORE	fulfilled
Tensile load	2 × 100 N
Operating temperature	-25 to +70 °C
Durability	min. 1000 mating cycles
Material	flame retardant acc. to UL 94 V-0
Halogen free	yes
Chemical resistance	very good
RoHS guidelines 2011/65/EU	compliant

Optical values

Type	Measurement method (IL/RL)	IL (dB)	RL (dB)
SM UPC	IL: IEC 61300-3-4 method B	≤ 0.30	≥ 50
SM APC	RL: IEC 61300-3-6	≤ 0.30	≥ 65
MM OM1/OM2/OM3/OM4	IL: IEC 61300-3-34 method C RL: IEC 61300-3-6	≤ 0.50 *	≥ 35

*Measurement of the whole assembly

Single-mode UPC, FC duplex patch cord



Length (m)	Item no.	Description	Cable	Polarity	Colours	
					Connector	Boot
1	85031261	PCDS_FCUS_FCUS_SM20E_01.0_SS	Fig. 8 2.0 mm yellow G.652D	A-B/B-A	metallic	2 × black/blue
2	85031262	PCDS_FCUS_FCUS_SM20E_02.0_SS				
3	85031270	PCDS_FCUS_FCUS_SM20E_03.0_SS				
5	85031271	PCDS_FCUS_FCUS_SM20E_05.0_SS				
7	85031272	PCDS_FCUS_FCUS_SM20E_07.0_SS				
10	85031273	PCDS_FCUS_FCUS_SM20E_10.0_SS				
15	85031274	PCDS_FCUS_FCUS_SM20E_15.0_SS				

Multimode OM2, FC duplex patch cord



Length (m)	Item no.	Description	Cable	Polarity	Colours	
					Connector	Boot
1	85031340	PCDS_FCMS_FCMS_O220E_01.0_MM	Fig. 8 2.0 mm orange MM G50 (OM2)	A-B/B-A	metallic	2 × black/red
2	85031341	PCDS_FCMS_FCMS_O220E_02.0_MM				
3	85031342	PCDS_FCMS_FCMS_O220E_03.0_MM				
5	85031343	PCDS_FCMS_FCMS_O220E_05.0_MM				
7	85031344	PCDS_FCMS_FCMS_O220E_07.0_MM				
10	85031345	PCDS_FCMS_FCMS_O220E_10.0_MM				
15	85031346	PCDS_FCMS_FCMS_O220E_15.0_MM				

FC BTW pigtail



Features

- Threaded nut connector
- Very short rigid length
- One-piece design for easy and quick termination
- High mechanical and thermal resistance
- Cable easy-strip

Technical data

Specification	Value
Cable diameter (Ø)	0.9 mm
Design acc. to IEC 61754-13, TIA 604-4-A	compliant
Thermal and mechanical tests acc. to IEC 61753-1	fulfilled
Operating temperature	-40 to +85 °C
Durability	min. 1000 mating cycles
Material	flame retardant acc. to UL 94 V-0
Halogen free	yes
Chemical resistance	very good
RoHS guidelines 2011/65/EU	compliant

Optical values

Type	Measurement method (IL/RL)	IL (dB)	RL (dB)
SM UPC	IL: IEC 61300-3-4 method B	≤ 0.30	≥ 50
SM APC	RL: IEC 61300-3-6	≤ 0.30	≥ 65
MM OM1/OM2/OM3/OM4	IL: IEC 61300-3-34 method B RL: IEC 61300-3-6	≤ 0.25	≥ 35

Single-mode UPC, FC BTW pigtail



Length (m)	Item no.	Description	Cable	Colours	
				Connector	Boot
2	84060897	PT01_FCUS_0000_SM09E_02.0_S0	0.9 mm yellow G.652D	metallic	black
	84004997	PT01_FCUS_0000_SM09E_02.0_B0	0.9 mm yellow G.652D		

Single-mode APC, FC BTW pigtail



Length (m)	Item no.	Description	Cable	Colours	
				Connector	Boot
2	23036103	PT01_FCAS_0000_SM09E_02.0_B0	0.9 mm yellow G.652D	metallic	green

Multimode OM1, FC BTW pigtail



Length (m)	Item no.	Description	Cable	Colours	
				Connector	Boot
2	23036281	PT01_FCMS_0000_O109E_02.0_M0	0.9 mm blue MM G62.5 (OM1)	metallic	black

Multimode OM2, FC BTW pigtail



Length (m)	Item no.	Description	Cable	Colours	
				Connector	Boot
2	23036191	PT01_FCMS_0000_O209E_02.0_M0	0.9 mm orange MM G50 (OM2)	metallic	black

Multimode OM3, FC BTW pigtail




Length (m)	Item no.	Description	Cable	Colours	
				Connector	Boot
2	84144861	PT01_FCMS_0000_O309E_02.0_M0	0.9 mm aqua MM G50 (OM3)	metallic	black



INSTALLATION DOCUMENTS ENCLOSED LISA

LISA IK01-04-31

LISA IK01-04-30



LSH (E-2000™) patch cords/pigtails Portfolio

E-2000 is a high performance connector which meets the highest standards by excellence in design and manufacturing processes. The unique shutter protects the pin from pollution and increases personal safety. Only high quality and high precision materials are used to guarantee connections at the highest level. HUBER+SUHNER E-2000 products meet the international standards IEC 61754-15 and TIA 604-16 and are naturally RoHS compliant.

LSH (E-2000) duplex patch cords



Features

- Latched push-pull connector
- Automatic metal shutter for dust protection and laser safety
- All optical functional parts are protected
- High performance connector
- One-piece design for easy termination
- Clip available for duplex setup, polarity flipping without tool
- Cable low smoke and free of halogen (LSFH)
- Trademark E-2000

Technical data

Specification	Value
Cable diameter (Ø)	Fig. 8, 2.0 mm
Design acc. to IEC 61754-15 and TIA 604-16	compliant
Thermal and mechanical tests acc. to IEC 61753-1	fulfilled
Side load acc. to GR-326-CORE	fulfilled
Tensile load	2 × 100 N
Operating temperature	-25 to +70 °C
Durability	min. 1000 mating cycles
Material	flame retardant acc. to UL 94 V-0
Halogen free	yes
Chemical resistance	good
RoHS guidelines 2011/65/EU	compliant

Optical values

Type	Measurement method (IL/RL)	IL (dB)	RL (dB)
SM UPC	IL: IEC 61300-3-4 method B	≤ 0.30	≥ 50
SM APC	RL: IEC 61300-3-6	≤ 0.30	≥ 65
MM OM1/OM2/OM3/OM4	IL: IEC 61300-3-34 method C RL: IEC 61300-3-6	≤ 0.50 *	≥ 35

* Measurement of the whole assembly

Single-mode UPC, LSH duplex patch cord



Length (m)	Item no.	Description	Cable	Polarity	Colours		
					Connector	Clip	Boot
1	85031419	PCDS_LHUS_LHUS_SM20E_01.0_BB	Fig. 8, 2.0 mm yellow G.652D	A-B/B-A	blue	no clip	2 × black/ blue
2	85031421	PCDS_LHUS_LHUS_SM20E_02.0_BB					
3	85031422	PCDS_LHUS_LHUS_SM20E_03.0_BB					
5	85031423	PCDS_LHUS_LHUS_SM20E_05.0_BB					
7	85031424	PCDS_LHUS_LHUS_SM20E_07.0_BB					
10	85031425	PCDS_LHUS_LHUS_SM20E_10.0_BB					

Single-mode APC, LSH duplex patch cord



Length (m)	Item no.	Description	Cable	Polarity	Colours		
					Connector	Clip	Boot
1	85031449	PCDS_LHAS_LHAS_SM20E_01.0_BB	Fig. 8, 2.0 mm yellow G.652D	A-B/B-A	green	no clip	green
2	85031450	PCDS_LHAS_LHAS_SM20E_02.0_BB					
3	85031451	PCDS_LHAS_LHAS_SM20E_03.0_BB					
5	85031452	PCDS_LHAS_LHAS_SM20E_05.0_BB					
7	85031453	PCDS_LHAS_LHAS_SM20E_07.0_BB					
10	85031454	PCDS_LHAS_LHAS_SM20E_10.0_BB					

Multimode OM2, LSH duplex patch cord



Length (m)	Item no.	Description	Cable	Polarity	Colours		
					Connector	Clip	Boot
1	85031467	PCDS_LHMS_LHMS_O220E_01.0_MM	Fig. 8, 2.0 mm orange MM G50 (OM2)	A-B/B-A	beige	no clip	2 × black/ red
2	85031468	PCDS_LHMS_LHMS_O220E_02.0_MM					
3	85031469	PCDS_LHMS_LHMS_O220E_03.0_MM					
5	85031470	PCDS_LHMS_LHMS_O220E_05.0_MM					
7	85031471	PCDS_LHMS_LHMS_O220E_07.0_MM					
10	85031472	PCDS_LHMS_LHMS_O220E_10.0_MM					

Accessories



Clip type	Item no.	Description	Colour	Packing unit
Duplex	85090130	FLSH-CLIP-DUP_100-P	transparent	100

LSH (E-2000) simplex patch cords



Features

- Latched push-pull connector
- Automatic metal shutter for dust protection and laser safety
- All optical functional parts are protected
- High performance connector
- One-piece design for easy termination
- Cable low smoke and free of halogen (LSFH)
- Trademark E-2000

Technical data

Specification	Value
Cable diameter (Ø)	2.0 mm
Design acc. to IEC 61754-15 and TIA 604-16	compliant
Thermal and mechanical tests acc. to IEC 61753-1	fulfilled
Side load acc. to GR-326-CORE	fulfilled
Tensile load	100 N
Operating temperature	-20 to +70 °C
Durability	min. 1000 mating cycles
Material	flame retardant acc. to UL 94 V-0
Halogen free	yes
Chemical resistance	good
RoHS guidelines 2011/65/EU	compliant

Optical values

Type	Measurement method (IL/RL)	IL (dB)	RL (dB)
SM UPC	IL: IEC 61300-3-4 method B	≤ 0.30	≥ 50
SM APC	RL: IEC 61300-3-6	≤ 0.30	≥ 65
MM OM1/OM2/OM3/OM4	IL: IEC 61300-3-34 method C RL: IEC 61300-3-6	≤ 0.50 *	≥ 35

* Measurement of the whole assembly

Single-mode UPC, LSH simplex patch cord



Length (m)	Item no.	Description	Cable	Colours	
				Connector	Boot
1	85031539	PC01_LHUS_LHUS_SM20E_01.0_BB	2.0 mm yellow G.652D	blue	black
2	85031540	PC01_LHUS_LHUS_SM20E_02.0_BB			
5	85031541	PC01_LHUS_LHUS_SM20E_05.0_BB			
7	85031542	PC01_LHUS_LHUS_SM20E_07.0_BB			
10	85031543	PC01_LHUS_LHUS_SM20E_10.0_BB			

Single-mode APC, LSH simplex patch cord




Length (m)	Item no.	Description	Cable	Colours	
				Connector	Boot
1	85031553	PC01_LHAS_LHAS_SM20E_01.0_BB	2.0 mm yellow G.652D	green	green
2	85031554	PC01_LHAS_LHAS_SM20E_02.0_BB			
5	85031555	PC01_LHAS_LHAS_SM20E_05.0_BB			
7	85031556	PC01_LHAS_LHAS_SM20E_07.0_BB			
10	85031557	PC01_LHAS_LHAS_SM20E_10.0_BB			

Multimode OM2, LSH simplex patch cord



Length (m)	Item no.	Description	Cable	Colours	
				Connector	Boot
1	85031599	PC01_LHMS_LHMS_O220E_01.0_MM	2.0 mm orange MM G50 (OM2)	beige	black
2	85031600	PC01_LHMS_LHMS_O220E_02.0_MM			
5	85031601	PC01_LHMS_LHMS_O220E_05.0_MM			
7	85031602	PC01_LHMS_LHMS_O220E_07.0_MM			
10	85031603	PC01_LHMS_LHMS_O220E_10.0_MM			

LSH (E-2000) BTW pigtail



Features

- Latched push-pull connector
- Automatic metal shutter for dust protection and laser safety
- All optical functional parts are protected
- High performance connector
- One-piece design for easy termination
- Cable easy-strip
- Trademark E-2000

Technical data

Specification	Value
Cable diameter (Ø)	0.9 mm
Design acc. to IEC 61754-15 and TIA 604-16	compliant
Thermal and mechanical tests acc. to IEC 61753-1	fulfilled
Operating temperature	-40 to +85 °C
Durability	min. 1000 mating cycles
Material	flame retardant acc. to UL 94 V-0
Halogen free	yes
Chemical resistance	good
RoHS guidelines 2011/65/EU	compliant

Optical values

Type	Measurement method (IL/RL)	IL (dB)	RL (dB)
SM UPC	IL: IEC 61300-3-4 method B	≤ 0.25	≥ 50
SM APC	RL: IEC 61300-3-6	≤ 0.25	≥ 65
MM OM1/OM2/OM3/OM4	IL: IEC 61300-3-34 method B RL: IEC 61300-3-6	≤ 0.25	≥ 35

Single-mode UPC, LSH BTW pigtail



Length (m)	Item no.	Description	Cable	Colours	
				Connector	Boot
2	84151988	PT01_LHUS_0000_SM09E_02.0_B0	0.9 mm yellow G.652D	blue	black
	84119902	PS12_LHUS_0000_SM09E_02.0_B0	0.9 mm 12 colours G.652D		

Single-mode APC, LSH BTW pigtail



Length (m)	Item no.	Description	Cable	Colours	
				Connector	Boot
2	84005005	PT01_LHAS_0000_SM09E_02.0_B0	0.9 mm yellow G.652D	green	green
	84100336	PS12_LHAS_0000_SM09E_02.0_B0	0.9 mm 12 colours G.652D		

Multimode OM2, LSH BTW pigtail



Length (m)	Item no.	Description	Cable	Colours	
				Connector	Boot
2	85010315	PT01_LHMS_0000_O209E_02.0_M0	0.9 mm orange MM G50 (OM2)	beige	black
	85010316	PS12_LHMS_0000_O209E_02.0_M0	0.9 mm 12 colours MM G50 (OM2)		

Multimode OM3, LSH BTW pigtail



Length (m)	Item no.	Description	Cable	Colours	
				Connector	Boot
2	84103380	PS12_LHMS_0000_O309E_02.0_M0	0.9 mm 12 colours MM G50 (OM3)	beige	black

Multimode OM4, LSH BTW pigtail



Length (m)	Item no.	Description	Cable	Colours	
				Connector	Boot
2	85015555	PT01_LHMS_0000_O409E_02.0_M0	0.9 mm heather violet MM G50 (OM4)	beige	black



LC to SC patch cords Portfolio

LC push-pull/SC duplex patch cords



Technical data

Specification	Value
Cable diameter (Ø)	Fig. 8, 2.0 mm
Design acc. to IEC 61754-4/-20 and TIA 604-3/-10-A	compliant
Thermal and mechanical tests acc. to IEC 61753-1	fulfilled
Side load acc. to GR-326-CORE	fulfilled
Tensile load	2 × 100 N
Operating temperature	-25 to +70 °C
Durability	min. 1000 mating cycles
Material	flame retardant acc. to UL 94 V-0
Halogen free	yes
Chemical resistance	good
RoHS guidelines 2011/65/EU	compliant

Optical values

Type	Measurement method (IL/RL)	IL (dB)	RL (dB)
SM UPC	IL: IEC 61300-3-4 method B	≤ 0.30	≥ 50
SM APC	RL: IEC 61300-3-6	≤ 0.30	≥ 65
MM OM1/OM2/OM3	IL: IEC 61300-3-34 method C	≤ 0.50 *	≥ 35
MM OM4	RL: IEC 61300-3-6	≤ 0.30 *	≥ 35

*Measurement of the whole assembly

Single-mode UPC, LC push-pull/SC duplex patch cord



Length (m)	Item no.	Description	Cable	Polarity	Colours		
					Connector	Clip	Boot
1	85031636	PCDS_LCUP_SCUS_A220E_01.0_SS	Fig. 8, 2.0 mm yellow G.657.A2	A-B/B-A	LC blue	LC blue	2 × black/ blue
2	85031637	PCDS_LCUP_SCUS_A220E_02.0_SS			SC blue	SC no clip	
5	85031639	PCDS_LCUP_SCUS_A220E_05.0_SS					
7	85031640	PCDS_LCUP_SCUS_A220E_07.0_SS					
10	85031641	PCDS_LCUP_SCUS_A220E_10.0_SS					

Single-mode UPC/APC, LC push-pull/SC duplex patch cord



Length (m)	Item no.	Description	Cable	Polarity	Colours		
					Connector	Clip	Boot
1	85031645	PCDS_LCUP_SCAS_A220E_01.0_SS	Fig. 8, 2.0 mm yellow G.657.A2	A-B/B-A	LC blue	LC blue	LC black SC green
2	85031646	PCDS_LCUP_SCAS_A220E_02.0_SS			SC green	SC no clip	
5	85031648	PCDS_LCUP_SCAS_A220E_05.0_SS					
7	85031649	PCDS_LCUP_SCAS_A220E_07.0_SS					
10	85031650	PCDS_LCUP_SCAS_A220E_10.0_SS					

Multimode OM2, LC push-pull/SC duplex patch cord



Length (m)	Item no.	Description	Cable	Polarity	Colours		
					Connector	Clip	Boot
1	85031667	PCDS_LCMP_SCMS_O220E_01.0_MM	Fig. 8, 2.0 mm orange MM G50 (OM2)	A-B/B-A	LC black	LC beige	2 × black/ red
2	85031669	PCDS_LCMP_SCMS_O220E_02.0_MM			SC beige	SC no clip	
5	85031671	PCDS_LCMP_SCMS_O220E_05.0_MM					
7	85031672	PCDS_LCMP_SCMS_O220E_07.0_MM					
10	85031673	PCDS_LCMP_SCMS_O220E_10.0_MM					

Multimode OM3, LC push-pull/SC duplex patch cord



Length (m)	Item no.	Description	Cable	Polarity	Colours		
					Connector	Clip	Boot
1	85031677	PCDS_LCMP_SCMS_O320E_01.0_MM	Fig. 8, 2.0 mm aqua MM G50 (OM3)	A-B/B-A	LC black	LC aqua	2 × black/ red
2	85031678	PCDS_LCMP_SCMS_O320E_02.0_MM			SC aqua	SC no clip	
5	85031680	PCDS_LCMP_SCMS_O320E_05.0_MM					
7	85031681	PCDS_LCMP_SCMS_O320E_07.0_MM					
10	85031682	PCDS_LCMP_SCMS_O320E_10.0_MM					

LC push-pull/SC simplex patch cords



Technical data

Specification	Value
Cable diameter (Ø)	2.0 mm
Design acc. to IEC 61754-4/-20 and TIA 604-3/-10-A	compliant
Thermal and mechanical tests acc. to IEC 61753-1	fulfilled
Side load acc. to GR-326-CORE	fulfilled
Tensile load	100 N
Operating temperature	-20 to +70 °C
Durability	min. 1000 mating cycles
Material	flame retardant acc. to UL 94 V-0
Halogen free	yes
Chemical resistance	good
RoHS guidelines 2011/65/EU	compliant

Optical values

Type	Measurement method (IL/RL)	IL (dB)	RL (dB)
SM UPC	IL: IEC 61300-3-4 method B	≤ 0.30	≥ 50
SM APC	RL: IEC 61300-3-6	≤ 0.30	≥ 65
MM OM1/OM2/OM3	IL: IEC 61300-3-34 method C	≤ 0.50 *	≥ 35
MM OM4	RL: IEC 61300-3-6	≤ 0.30 *	≥ 35

*Measurement of the whole assembly

Single-mode UPC, LC push-pull/SC simplex patch cord



Length (m)	Item no.	Description	Cable	Colours		
				Connector	Clip	Boot
1	85031349	PC01_LCUE_SCUS_A220E_01.0_SS	2.0 mm yellow G.657.A2	LC blue SC blue	LC blue SC no clip	black
2	85031350	PC01_LCUE_SCUS_A220E_02.0_SS				
5	85031351	PC01_LCUE_SCUS_A220E_05.0_SS				
7	85031352	PC01_LCUE_SCUS_A220E_07.0_SS				
10	85031353	PC01_LCUE_SCUS_A220E_10.0_SS				

Single-mode UPC/APC, LC push-pull/SC simplex patch cord



Length (m)	Item no.	Description	Cable	Colours		
				Connector	Clip	Boot
1	85031357	PC01_LCUE_SCAS_A220E_01.0_SS	2.0 mm yellow G.657.A2	LC blue SC green	LC blue SC no clip	LC black SC green
2	85031358	PC01_LCUE_SCAS_A220E_02.0_SS				
5	85031359	PC01_LCUE_SCAS_A220E_05.0_SS				
7	85031360	PC01_LCUE_SCAS_A220E_07.0_SS				
10	85031361	PC01_LCUE_SCAS_A220E_10.0_SS				

Single-mode APC/UPC, LC push-pull/SC simplex patch cord



Length (m)	Item no.	Description	Cable	Colours		
				Connector	Clip	Boot
1	85090525	PC01_LCAE_SCUS_A220E_01.0_SS	2.0 mm yellow G.657.A2	LC green SC blue	LC green SC no clip	black
2	85090526	PC01_LCAE_SCUS_A220E_02.0_SS				
3	85090527	PC01_LCAE_SCUS_A220E_03.0_SS				
5	85090528	PC01_LCAE_SCUS_A220E_05.0_SS				

Single-mode APC, LC push-pull/SC simplex patch cord



Length (m)	Item no.	Description	Cable	Colours		
				Connector	Clip	Boot
1	85089883	PC01_LCAE_SCAS_A220E_01.0_SS	2.0 mm yellow G.657.A2	green	LC green SC no clip	LC black SC green
2	85089884	PC01_LCAE_SCAS_A220E_02.0_SS				
3	85089885	PC01_LCAE_SCAS_A220E_03.0_SS				
5	85089886	PC01_LCAE_SCAS_A220E_05.0_SS				

Multimode OM2, LC push-pull/SC simplex patch cord



Length (m)	Item no.	Description	Cable	Colours		
				Connector	Clip	Boot
1	84123077	PC01_ICME_SCMS_O220E_01.0_MM	2.0 mm orange MM G50 (OM2)	LC black SC beige	LC beige SC no clip	black
2	85031362	PC01_ICME_SCMS_O220E_02.0_MM				
5	85031363	PC01_ICME_SCMS_O220E_05.0_MM				
7	85031364	PC01_ICME_SCMS_O220E_07.0_MM				
10	85031365	PC01_ICME_SCMS_O220E_10.0_MM				

Multimode OM3, LC push-pull/SC simplex patch cord



Length (m)	Item no.	Description	Cable	Colours		
				Connector	Clip	Boot
1	85031366	PC01_ICME_SCMS_O320E_01.0_MM	2.0 mm aqua MM G50 (OM3)	LC black SC aqua	LC aqua SC no clip	black
2	85031367	PC01_ICME_SCMS_O320E_02.0_MM				
5	85031368	PC01_ICME_SCMS_O320E_05.0_MM				
7	85031369	PC01_ICME_SCMS_O320E_07.0_MM				
10	85031370	PC01_ICME_SCMS_O320E_10.0_MM				



LC/SC to FC patch cords Portfolio

LC push-pull/FC duplex patch cords



Technical data

Specification	Value
Cable diameter (Ø)	Fig. 8, 2.0 mm
Design acc. to IEC 61754-13/-20 and TIA 604-4/-10-A	compliant
Thermal and mechanical tests acc. to IEC 61753-1	fulfilled
Side load acc. to GR-326-CORE	fulfilled
Tensile load	2 × 100 N
Operating temperature	-25 to +70 °C
Durability	min. 1000 mating cycles
Material	flame retardant acc. to UL 94 V-0
Halogen free	yes
Chemical resistance	good
RoHS guidelines 2011/65/EU	compliant

Optical values

Type	Measurement method (IL/RL)	IL (dB)	RL (dB)
SM UPC	IL: IEC 61300-3-4 method B	≤ 0.30	≥ 50
SM APC	RL: IEC 61300-3-6	≤ 0.30	≥ 65
MM OM1/OM2/OM3/OM4	IL: IEC 61300-3-34 method C RL: IEC 61300-3-6	≤ 0.50 *	≥ 35

*Measurement of the whole assembly

Single-mode UPC, LC push-pull/FC duplex patch cord



Length (m)	Item no.	Description	Cable	Polarity	Colours		
					Connector	Clip	Boot
1	85031373	PCDS_LCUP_FCUS_SM20E_01.0_SS	Fig. 8, 2.0 mm yellow G.652D	A-B/B-A	LC blue FC metallic	LC blue FC no clip	2 × black/ blue
2	85031374	PCDS_LCUP_FCUS_SM20E_02.0_SS					
5	85031375	PCDS_LCUP_FCUS_SM20E_05.0_SS					
7	85031376	PCDS_LCUP_FCUS_SM20E_07.0_SS					
10	85031377	PCDS_LCUP_FCUS_SM20E_10.0_SS					

Multimode OM2, LC push-pull/FC duplex patch cord



Length (m)	Item no.	Description	Cable	Polarity	Colours		
					Connector	Clip	Boot
1	85031378	PCDS_LCMP_FCMS_O220E_01.0_MM	Fig. 8, 2.0 mm orange MM G50 (OM2)	A-B/B-A	LC black FC metallic	LC beige FC no clip	2 × black/ red
2	85031379	PCDS_LCMP_FCMS_O220E_02.0_MM					
5	85031380	PCDS_LCMP_FCMS_O220E_05.0_MM					
7	85031381	PCDS_LCMP_FCMS_O220E_07.0_MM					
10	85031382	PCDS_LCMP_FCMS_O220E_10.0_MM					

SC/FC simplex patch cords



Technical data

Specification	Value
Cable diameter (Ø)	2.0 mm
Design acc. to IEC 61754-4/-13 and TIA 604-3/-4-A	compliant
Thermal and mechanical tests acc. to IEC 61753-1	fulfilled
Side load acc. to GR-326-CORE	fulfilled
Tensile load	100 N
Operating temperature	-20 to +70 °C
Durability	min. 1000 mating cycles
Material	flame retardant acc. to UL 94 V-0
Halogen free	yes
Chemical resistance	good
RoHS guidelines 2011/65/EU	compliant

Optical values

Type	Measurement method (IL/RL)	IL (dB)	RL (dB)
SM UPC	IL: IEC 61300-3-4 method B	≤ 0.30	≥ 50
SM APC	RL: IEC 61300-3-6	≤ 0.30	≥ 65
MM OM1/OM2/OM3/OM4	IL: IEC 61300-3-34 method C RL: IEC 61300-3-6	≤ 0.50 *	≥ 35

*Measurement of the whole assembly

Single-mode UPC, SC/FC simplex patch cord



Length (m)	Item no.	Description	Cable	Colours		
				Connector	Clip	Boot
1	85031383	PC01_SCUS_FCUS_SM20E_01.0_SS	2.0 mm yellow G.652D	SC blue FC metallic	no clip	black
2	85031384	PC01_SCUS_FCUS_SM20E_02.0_SS				
5	85031385	PC01_SCUS_FCUS_SM20E_05.0_SS				
7	85031386	PC01_SCUS_FCUS_SM20E_07.0_SS				
10	85031387	PC01_SCUS_FCUS_SM20E_10.0_SS				

Multimode OM2, SC/FC simplex patch cord



Length (m)	Item no.	Description	Cable	Colours		
				Connector	Clip	Boot
1	85031388	PC01_SCMS_FCMS_O220E_01.0_MM	2.0 mm orange MM G50 (OM2)	SC beige FC metallic	no clip	black
2	85031389	PC01_SCMS_FCMS_O220E_02.0_MM				
5	85031390	PC01_SCMS_FCMS_O220E_05.0_MM				
7	85031391	PC01_SCMS_FCMS_O220E_07.0_MM				
10	85031392	PC01_SCMS_FCMS_O220E_10.0_MM				



Colour codes/pigtail sets

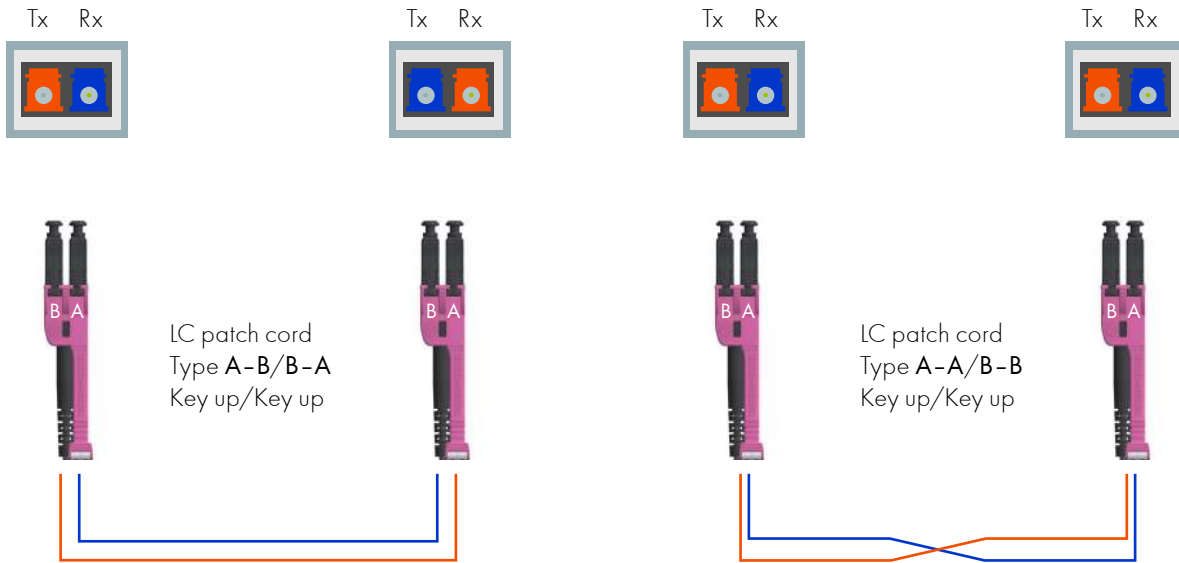
Colour for all sets according standard: DIN/IEC/TIA/Swisscom

1	blue
2	yellow
3	red
4	white
5	green
6	violet
7	orange
8	grey
9	turquoise
10	black
11	brown
12	heather violet

13	blue
14	yellow
15	red
16	white
17	green
18	violet
19	orange
20	grey
21	turquoise
22	black
23	brown
24	heather violet

Pigtails 13 to 24 with black mark/fiber.
Tubes and fibers come in the same colours.

LC polarity



- HUBER+SUHNER **standard** duplex polarity
- Use whenever each permanent link in a channel uses reverse pair positioning, so an uneven number of crosses in the cabling produces correct polarity.
- Reverse pair positioning Fiber 1 - Fiber 2, Fiber 2 - Fiber 1

- HUBER+SUHNER **non-standard** duplex polarity; Flipped polarity
- Use to correct the polarity in a cabling channel where an even number of crosses is produced

The standard polarity of patch cords supplied by HUBER+SUHNER is "A-B/B-A" because although the cable is straight, the position of the fibers in the duplex connector is different at each end.

Please contact HUBER+SUHNER if you require A-A/B-B patch cords.

Assembly code



1 Assembly type		
PTxx	Pigtail (BTW)	xx: fiber count (e.g. 01)
PSxx	Pigtail set	Dx: for duplex zip cord (fig. 8)
PCxx	Patch cord	Rx: for ruggedized/round duplex/duplex (fig. 0) xS: straight polarity A-B/B-A (standard) xF: flipped polarity A-A/B-B
2 Connector, left side		
3 Connector, right side		
LCxy	LC	x: U: UPC/SM A: APC 8°/SM 9: APC 9°/SM ²⁾ M: PC MM
SCxy	SC	
FCxy	FCPC	
LHxy	FLSH	y: S: simplex D: duplex E: simplex push-pull ¹⁾ P: duplex push-pull ¹⁾ H: duplex high density ¹⁾ G: simplex high density ¹⁾ ²⁾
LXxy	LX.5	
STxy	ST	
MUxy	MU	
CKxy	CLIK	U: uniboot ¹⁾
BKxy	BLINK	X: XD (extreme density) ¹⁾
FSxy	FSMA	¹⁾ only applicable for LC
LSxy	LSA	²⁾ only applicable for SC
0000	w/o connector on the right side	

Harsh environment connectors according to the HE catalogue.
Standard connectors according to the catalogue.

4 Cable type		
SMxxy	SM-Standard, G.652.D	xx: cable ø (1/10 mm)
A1xxy	SM-LowBend r10, G.657.A1	y: T: tight tube (incl. 600 µm tube)
A2xxy	SM-LowBend r7.5, G.657.A2	E: easy strip tube
A3xxy	SM-LowBend r5, G.657.A3	R: UL conform
O1xxy	MM, G62.5, OM1	A: ANATEL conformity
O2xxy	MM, G50, OM2	
O3xxy	MM, G50, OM3	
O4xxy	MM, G50, OM4	
H2xxy	MM, H200	

5 Length	
xx.x	length in m (ferrule tip to ferrule tip/03.5 = 3.5 m)
xxxx	length in m if > 99 m (ferrule tip to ferrule tip/1000 = 1000 m)

6 Assembly class, left side	
7 Assembly class, right side	
S	SM standard
B	SM grade B
A	SM 0.1 dB
H	SM 0.1 dB high power
M	MM standard
L	MM low loss
O	w/o connector on the right side

Examples

PT01_LCUS_0000_SM09E_02.0_S0

Pigtail one fiber, LC UPC simplex connector on the left, without connector on the right, SM G.652.D, 0.9 mm fiber, 2 m length, SM standard performance

PCDS_LCMD_LCMD_O420E_05.5_LL

Patch cord duplex zip cord (fig. 8), LC MM standard duplex left and right, OM4 duplex zip cord 2.0 mm, 5.5 m length, MM low loss performance

* Customer specific assemblies are marked with a x at the end

Connector code	Connector description	Assembly class									
		S		B		A		H		M	L
		UPC	APC	UPC	APC	UPC	APC	UPC	APC	PC	PC
0000	w/o connector										
FS	FSMA									x	
ST	ST (HQ, SECURITY)	x								x	
	ST (LEAN)									x	
FC	FCPC	x	x	x	x	x	x			x	
MU	MU	x		x							
SC	SC simplex	x	x	x	x	x	x			x	x
	SC duplex	x	x	x	x	x	x			x	x
	SC 9° simplex/duplex		x		x		x		x		
LH	FLSH simplex			x	x	x	x	x	x	x	
	FLSH duplex			x	x	x	x	x	x	x	
LX	LX.5 simplex			x	x	x	x	x	x	x	
	LX.5 duplex			x	x	x	x	x	x	x	
LC	LC simplex (classic, push-pull, HD)	x	x	x	x	x	x			x	x
	LC duplex (classic, push-pull, HD)	x	x	x	x	x	x			x	x
	LC uniboot	x	x							x	x
	LCXD	x	x							x	x
CK	CLIK	x	x								
BK	BLINK	x	x								
LS	LSA			x	x					x	

Cable type	Simplex								Duplex				
	Diameter (1/10 mm)		Fiber type *		Length max.**		SFF		BFF		Fig. 0		Fig. 8
	06	09	T	E/(T)	5 m	25 m	14	17	20	27	20	27	21
			T	E			14	17	20	27	20	27	21
							SFF/BFF						uniboot/ XD
							BFF		Fig. 8				Duplex round
									Fig. 0		Fig. 0		
	5 m		25 m		50 m		50 m		100 m				

* E = easy strip tube (semi-tight), T = tight tube (tight). Not all fiber types for all cable diameter available, see also catalogue FO Cables

** Standard configuration. For special length and cable send a request

Assembly length tolerances							
Up to (m)	0.5	1	2	5	10	20	>20
Tolerance 0 cm/+	4 cm	6 cm	10 cm	20 cm	30 cm	40 cm	2%

Assembly classes

HUBER+SUHNER cable assemblies stand for PERFORMANCE and RELIABILITY

Features

- Available in different attenuation classes to meet different customer requirements
- Ferrule and endface geometry according to IEC and Telcordia specifications
- Connector design according to IEC and TIA/EIA specifications to guarantee compatibility
- Outstanding mechanical and thermal strengths exceeding requirements of international standards

Attenuation

		each-to-each measuring		LC-/SC-HQ/ BTW pigtail	against reference measuring	
Class S	IL ¹⁾	IEC 61300-3-34			IEC 61300-3-4 method B	
		97 % mean	0.45 dB 0.20 dB	0.25 dB 0.12 dB	max.	0.30 dB
	RL	IEC 61300-3-6				
		UPC APC	> 50 dB > 65 dB			
Class B	IL ¹⁾	IEC 61300-3-34			IEC 61300-3-4 method B	
		97 % mean	0.25 dB 0.12 dB		max.	0.30 dB
	RL	IEC 61300-3-6				
		UPC APC	> 50 dB > 65 dB > 85 dB ²⁾			
Class A	IL ¹⁾	IEC 61300-3-34			IEC 61300-3-4 method B	
		97 % mean	0.15 dB 0.06 dB		max.	0.15 dB
	RL	IEC 61300-3-6				
		UPC APC	> 50 dB > 65 dB > 85 dB ²⁾			
Class H	IL ¹⁾	IEC 61300-3-34			IEC 61300-3-4 method B	
		97 % mean	0.15 dB 0.06 dB		max.	0.15 dB
	RL	IEC 61300-3-6				
		UPC APC	> 50 dB > 65 dB > 85 dB ²⁾			
Class M	IL ³⁾	IEC 61300-3-34 method C				
		max.	0.50 dB ⁴⁾			
	RL	IEC 61300-3-6				
		PC	> 35 dB			
Class L	IL ³⁾	IEC 61300-3-34 method C				
		max.	0.30 dB ⁴⁾			
	RL	IEC 61300-3-6				
		PC	> 35 dB			

¹⁾ At 1310 nm

²⁾ E-2000 process control on request, random measurement method 3 (OLCR)

³⁾ At 850 nm, launch conditions acc. IEC 61300-1

⁴⁾ Measurement of the whole assembly

The high power concept

High power assemblies are HUBER+SUHNER's answer to the ever-increasing transmission requirements of high-performance networks. Amplifiers used in DWDM applications can easily reach power levels of one Watt (30 dBm). The optical power is concentrated on the fiber core of 10 µm diameter which corresponds to power densities larger than 1.3 MW/cm². Slightest impurities or defects on the fiber endface can thermally destroy the ferrule.

The high power manufacturing process is characterized by stringent cleanness, premium polishing procedures, and special cleaning before packing. HUBER+SUHNER's high power assemblies guarantee maximal operational safety with their proven long term performance at average power levels up to 2 W and power peaks up to 5 W.

List of hazard levels (IEC 60825-2) at different power levels in Single-mode fibers at 1310 nm wavelength

Level	Optical power	Hazard
1	15.6 mW 12 dBm	safe under all foreseeable conditions
1M	42.8 mW 16 dBm	safe, but might be hazardous if magnifying instrument is used
3R	80.0 mW 19 dBm	low risk to eyes and skin
3B	500 mW 27 dBm	medium risk to eyes and low risk to skin
4	> 500 mW	high risk to eyes and skin, even for stray reflected light beams

The high-performance LSH (E-2000) and LX.5 connectors meet the most stringent handling and functional safety standards. The full metal protection cap guarantees maximum eye safety and no environmental laser hazard under unplugged and plugged conditions. The special locking and mechanical coding system avoids unintended or unauthorised plugging.



INER

HUBER+SUHNER

A
B

Further catalogues

All our catalogues are updated regularly. They are available in electronic format and can be accessed from our main HUBER+SUHNER homepage.

Simply go to the "Downloads" section and select "Fiber Optics" and "Catalogues" to filter down your search.

<http://hubersuhner.com/en/Service-Contact/Downloads>

HUBER+SUHNER AG
Fiber Optics Division
Degersheimerstrasse 14
9100 Herisau
Switzerland
Phone +41 71 353 4111
Fax +41 71 353 4444
hubersuhner.com

HUBER+SUHNER is certified according to EN(AS) 9100, ISO 9001, ISO 14001, ISO/TS 16949 and IRIS.

Waiver

Facts and figures herein are for information only and do not represent any warranty of any kind.